



## 2025-26 GAME NOTES

# CLEMSON WOMEN'S BASKETBALL

16 NCAA TOURNAMENT APPEARANCES • 4 SWEET SIXTEEN APPEARANCES • 1 ELITE EIGHT APPEARANCE • 2 ACC TOURNAMENT CHAMPIONSHIPS  
1 ACC REGULAR-SEASON CHAMPIONSHIP • 42 ALL-AMERICA HONORS

## GAME 13

**Clemson Tigers** (8-4, 1-1 ACC) VS. **North Florida Ospreys** (5-5, ASUN)

Sunday, Dec. 14, 2025 • 2 p.m. • Littlejohn Coliseum (9,000) • Clemson, S.C.

### 2025-26 SCHEDULE/RESULTS

Day	Date	Time	Opponent	Watch/Score
Mon.	Nov. 3	11 a.m.	USC Upstate	W, 76-38
Thu.	Nov. 6	7 p.m.	at Mercer	W, 72-51
Tue.	Nov. 11	6 p.m.	at No. 2/2 South Carolina	L, 65-37
Thu.	Nov. 13	7 p.m.	American	W, 78-38
Sun.	Nov. 16	3 p.m.	No. 22/21 Louisville*	L, 65-54
Sun.	Nov. 23	2 p.m.	at Furman	W, 76-58
Tue.	Nov. 25	7 p.m.	UL-Monroe	POSTPONED
Fri.	Nov. 28	4 p.m.	vs. Western Carolina <sup>1</sup>	W, 77-44
Sun.	Nov. 30	TBA	vs. No. 20/21 Michigan State <sup>1</sup>	L, 72-64
Thu.	Dec. 4	7 p.m.	at Alabama <sup>2</sup>	L, 72-48
Sun.	Dec. 7	2 p.m.	Appalachian State	W, 78-59
Sun.	Dec. 14	2 p.m.	Pittsburgh*	W, 73-41
Wed.	Dec. 17	11 a.m.	at Charleston Southern	W, 78-52
Sun.	Dec. 21	2 p.m.	North Florida	ACCN
Sun.	Dec. 28	3 p.m.	at Chicago State	TBA
Thu.	Jan. 1	7 p.m.	at Virginia*	ACCNX
Sun.	Jan. 4	2 p.m.	at Miami*	ACCNX
Thu.	Jan. 8	8 p.m.	NC State*	ACCN
Sun.	Jan. 11	4 p.m.	at Georgia Tech*	ACCN
Sun.	Jan. 18	12 p.m.	Wake Forest*	ACCN
Thu.	Jan. 22	6 p.m.	at Virginia Tech*	ACCNX
Sun.	Jan. 25	3 p.m.	at Notre Dame*	ACCNX
Thu.	Jan. 29	7 p.m.	SMU*	ACCNX
Sun.	Feb. 1	6 p.m.	Florida State*	ACCN
Thu.	Feb. 5	6 p.m.	at North Carolina*	ACCN
Sun.	Feb. 8	2 p.m.	Boston College*	ACCNX
Thu.	Feb. 12	8 p.m.	Georgia Tech*	ACCN
Sun.	Feb. 15	2 p.m.	at Syracuse*	ACCNX
Sun.	Feb. 22	2 p.m.	Duke*	ESPN/ESPN2
Thu.	Feb. 26	10 p.m.	at Cal*	ACCNX
Sun.	Mar. 1	2 p.m.	at Stanford*	CW
Mar. 4-8	TBA		2026 Ally ACC Women's Tournament	

NOTES: **Bold** denotes home game • All times Eastern • \* - ACC regular season game • <sup>1</sup> - Baha Mar Hoops Championship, Bahamas • <sup>2</sup> - ACC/SEC Challenge

#### MEDIA RELATIONS CONTACT:

**Andrew Gapinski**, Assoc. Dir. Ath. Comm.  
agapins@clemson.edu • (904) 866-3940

#### Secondary Contact:

**Cate Darling**, Ath. Comm. Student Assistant  
cated@g.clemson.edu • (980) 259-2199

### THE MATCHUP

#### CLEMSON

Head Coach: Shawn Poppie  
Alma Mater: Limestone, '07  
Career Record: 70-39 (4th Season)  
at Clemson: 22-21 (2nd Season)

#### NORTH FLORIDA

Head Coach: Erika Lambert  
Alma Mater: Charleston, '08  
Career Record: 19-52 (3rd Season)  
at North Florida: Same

### GAMEDAY INFORMATION

TV Network: ACCN  
Jenn Hildreth (PxP), Kelly Gramlich (Color)  
Audio: Clemson Tigers App  
William Qualkinbush (PxP), Faxon Childress (Color)

Live Stats: ClemsonTigers.com  
Series: Clemson leads, 2-0  
Social Updates: @ClemsonWBB  
Tickets: ClemsonTigers.com/tickets/

### THE GIST

#### TIGERS HOST OSPREYS BEFORE WINTER BREAK

- Clemson hosts North Florida at Littlejohn Coliseum on Sunday, Dec. 21. Tipoff is slated for 2 p.m. and the game will air live on ACCN. Sunday is the Holiday Hoops game with a Jersey Ornament Giveaway for the first 500 Tiger Fans!

#### THE CLEMSON-NORTH FLORIDA SERIES

- Clemson leads 2-0 in the all-time series against North Florida, and the Tigers are on a two-game series win streak.
- The pairings between the Tigers and the Ospreys span back to the 2013-14 season.
- In the last clash, Clemson topped North Florida, 84-72 (Nov. 24, 2021).

#### CLEMSON NOTES

- In the latest Nitty Gritties Report Clemson is ranked **49th in the NET**, **42nd in the NET SOS**, **52nd in the WAB**.
- The Tigers are led by the scoring duo of junior guard/forward **Rusne Augustinaite** (12.1 ppg. & senior guard **Mia Moore** (11.6 ppg.).
- Augustinaite** is also averaging 2.8 3PM Per Game (1st in the ACC) and her 33 3PM Ranks 17th Nationally.
- Moore** holds a team best 4.7 assists average (6th in the ACC).
- Senior guard/forward **Hadley Periman** is the squad's leading rebounder (6.4 rpg) and shot blocker (1.1 bpg.) (16th in the ACC).

#### LAST TIME OUT

- The Tigers saw four performers finish in double-digit points in Clemson's, 78-52, victory against Charleston Southern at the CSU Fieldhouse on Wednesday afternoon.
- Junior guard/forward **Rusne Augustinaite** and graduate forward **Demeara Hinds** (matched career-best 18 points, 9 rebounds) finished with 18 points apiece.
- Junior guard **Hannah Kohn** (17 points) knocked down a season-best five three-pointers.
- Senior guard **Rachel Rose** (14 points) went 6-10 from field goal range.

#### TIGERS INK MONSTER SIGNING CLASS; HIGHEST EVER IN PROGRAM HISTORY

- The incoming 2026 class is the highest-ranked signing class in program history and ranks third nationally (per 247 Sports) and sixth nationally (per ESPN).
- The Class includes: **Trinity Jones**, **Kimora Fields**, **Julia Scott**, **Meeyah Green**, and **Dyarri Braddick**.
- Coach Poppie, who is in his second year at the helm, has signed six Top-100 recruits in two years. Prior to the Poppie Era at Clemson, the program has only had six Top-100 recruits in the previous 12 years.

### CLEMSON LAST GAME STARTERS

Clemson Tigers			Ht.	Yr.	Hometown	PPG	RPG	APG	SPG	BPG
G	5	Hannah Kohn	5-9	Jr.	Oviedo, Fla.	6.8	1.6	0.7	0.8	0.2
G	12	Mia Moore	5-6	Sr.	Alpharetta, Ga.	11.6	5.8	4.7	1.8	0.3
G/F	11	Rusne Augustinaite	6-0	Jr.	Siauliai, Lithuania	12.1	2.3	1.1	0.4	0.2
F	32	Raven Thompson	5-10	Sr.	Atlanta, Ga.	5.1	3.1	1.8	0.4	0.0
G/F	21	Hadley Periman	6-2	Sr.	Tuttle, Okla.	3.7	6.4	1.6	0.8	1.1

# QUICK FACTS

## TEAM FACTS

### ROSTER INFORMATION

Letterwinners Returning/Lost: 4/9

Starters Returning/Lost: 2/3

Newcomers: 9

## GENERAL INFORMATION

### THE BASICS

School: Clemson University

Location: Clemson, S.C.

Founded: 1889

Undergraduate Enrollment: 23,401

President: Dr. James Clements

Athletic Director: Graham Neff

Faculty Representative: Dr. Antonis Katsiyanis

W. Basketball Administrator: Tori Niemann Lukens

Nickname: Tigers

Colors: Clemson Orange and Regalia

Conference: Atlantic Coast Conference

### COURT FACTS

Arena: Littlejohn Coliseum

Capacity: 9,000

Attendance Record: 9,000 | Jan. 9, 1980 vs. Duke

## 2024-25 RESULTS

<b>OVERALL RECORD</b>	<b>14-17</b>
<b>ACC RECORD</b>	<b>6-12</b>
<b>NON-CONFERENCE</b>	<b>7-4</b>
<b>HOME</b>	<b>9-7</b>
<b>AWAY</b>	<b>2-7</b>
<b>NEUTRAL</b>	<b>3-3</b>

### REGULAR SEASON

DATE	DAY	TV	(RK.) OPPONENT	RESULT/TIME (ET)
11/4	Mon.	ACCNX	Jackson State	W 78-44
11/7	Thurs.	ACCNX	NC Central	W 91-33
11/11	Mon.	ACCNX	Presbyterian	W 81-33
11/20	Wed.	ESPN2	#1 South Carolina	L 45-77
11/25	Mon.	Flo	vs. UAB^	W 90-52
11/26	Tue.	Flo	vs. #23 Alabama^	L 39-73
12/1	Sun.	ACCNX	Kennesaw St.	W 67-48
12/5	Thurs.	ACCN	Florida#	L 64-77
12/8	Sun.	ACCNX	Radford	W 74-48
12/15	Sun.	ACCN	at Wake Forest*	W 65-59
12/19	Thu.	BallerTV	vs. Georgia &	L 68-75
12/20	Fri.	BallerTV	vs. Hawaii &	W 72-58
12/29	Sun.	ACCN	at #22 NC State*	L 79-83
1/2	Thu.	ACCNX	#20 California*	W 69-58
1/5	Sun.	CW	Stanford*	W (OT) 65-61
1/9	Thu.	ACCNX	Virginia*	L 60-67
1/12	Sun.	CW	#3 Notre Dame*	L 58-67
1/16	Thu.	ACCNX	at (RV) Florida State*	L 67-82
1/19	Sun.	ACCNX	at #17 Georgia Tech*	L 65-89
1/23	Thu.	ACCNX	Miami*	W 64-61
1/26	Sun.	ACCNX	Syracuse*	L 55-67
2/2	Sun.	ACCNX	at Boston College*	L 65-94
2/6	Thu.	ACCNX	at #10 Duke*	L 74-55
2/9	Sun.	ACCNX	#13 North Carolina*	L 51-53
2/13	Thu.	ACCNX	#19 Georgia Tech*	W 68-61
2/16	Sun.	ACCN	at SMU*	W 72-46
2/23	Sun.	ACCNX	at Pittsburgh*	L 59-72
2/27	Thu.	ACCN	at #25 Louisville*	L 52-78
3/2	Sun.	ACCN	Virginia Tech*	L 76-78

### ACC TOURNAMENT (GREENSBORO, NC)

DATE	DAY	TV	(RK.) OPPONENT	RESULT/TIME (ET)
3/5	Wed.	ACCN	vs. Stanford	W 63-46
3/6	Thu.	ACCN	vs. Louisville	L (OT) 69-70

\* - ACC game; Bold - Home game; # - SEC/ACC Challenge; ^ - Emerald Coast Classic; & - Coast to Coast Classic - San Diego, CA

## 2025-26 ROSTER INFORMATION

### NUMERICAL

#	Name	Yr.	Ht.	Pos.	Hometown (Prev. School)	Major
0	Holland Harris	Fr.	6-1	G/F	Orlando, Fla.	Communication
1	Amaia Jackson	Fr.	5-8	G	Rochester, N.Y.	Undecided
2	Ja'Kerra Butler	Fr.	6-1	G/F	Lawrenceville, Ga.	Early Childhood Ed.
5	Hannah Kohn	Jr.	5-9	G	Oviedo, Fla. (Chattanooga)	Psychology
10	Taylor Johnson-Matthews	Sr.	5-9	G	Cleveland, Ohio (DePaul)	Sociology
11	Rusne Augustinaite	Jr.	6-0	G/F	Šiauliai, Lithuania (Georgia Tech)	Communication
12	Mia Moore	Sr.	5-6	G	Alpharetta, Ga. (UAB)	Human Resource Dev
14	Rachael Rose	Sr.	5-7	G	Scranton, Pa. (Wofford)	Health Science
20	Morgan Miller	So.	6-2	F	Andover, Minn.	Elementary Education
21	Hadley Periman	Sr.	6-2	G/F	Tuttle, Okla. (Tulsa)	Communication
25	Demeara Hinds	Gr.	6-3	F	Douglasville, Ga. (Wake Forest)	Athletic Leadership
31	Morgan Lee	Sr.	6-5	C	Kent, Conn. (Marist)	Political Science
32	Raven Thompson	Sr.	5-10	F	Atlanta, Ga. (Chattanooga)	PRTM

### STAFF

Head Coach: Shawn Poppie (Limestone, '07)

Associate Head Coach: Chris Ayers (Florida A&M, '08)

Assistant Coach: Sydni Means (Mercer, '18)

Assistant Coach: Katelyn Grisillo (USC-Aiken, '16)

Dir. of Recruiting/Assistant: Jon Goldberg (Emerson, '14)

Dir. of Personnel/Assistant: Jayda Worthy (Radford, '18)

Director of Operations: Courtenay Etheredge (Francis Marion, '06, Florida, '18)

Director of Relations: Jasmine Joyner (Chattanooga, '17)

Special Assistant to the Head Coach: Corey Fox (Limestone, '01)

Athletic Trainer: Eric Roux (High Point '13, UConn, '15)

Strength and Conditioning Coach: Aaron Collazo (Missouri Baptist, '17, Sam Houston, '20)

### PRONUNCIATIONS

Amaia	uh-MY-uh
Kohn	CONE
Demeara	duh-MEER-uh
Rusne	ROOS-neh
Augustinaite	ah-GOOS-tih-nay-tuh

## ROSTER BREAKDOWN

### BY STATE

**CONNECTICUT: 1**

Morgan Lee

**FLORIDA: 2**

Holland Harris

Hannah Kohn

**GEORGIA: 4**

Ja'Kerra Butler

Demeara Hinds

Mia Moore

Raven Thompson

**MINNESOTA: 1**

Morgan Miller

**NEW YORK: 1**

Amaia Jackson

**OHIO: 1**

Taylor Johnson-Matthews

**OKLAHOMA: 1**

Hadley Periman

**PENNSYLVANIA: 1**

Rachael Rose

**INTERNATIONAL: 1**

Rusne Augustinaite

### BY CLASS

**GRADS: 1**

Demeara Hinds

**SENIORS: 5**

Taylor Johnson-

Matthews

Morgan Lee

Mia Moore

Hadley Periman

Rachael Rose

Raven Thompson

**JUNIORS: 2**

Rusne Augustinaite

Hannah Kohn

**SOPHOMORES: 1**

Morgan Miller

**FRESHMEN: 3**

Ja'Kerra Butler

Holland Harris

Amaia Jackson

### KEY TRANSFERS

#	Name	PREV.	NOTES
10	Taylor Johnson-Matthews	DePaul	14.5 ppg and 3.2 rpg; Double-figures 24 times & 20+ eight times.
11	Rusne Augustinaite	GA Tech	Appeared in 59 games, scoring 493 points at Georgia Tech in two seasons
14	Rachael Rose	Wofford	Back-to-back Southern Conference Player of the Year honors at Wofford
21	Hadley Periman	Tulsa	Ranked 5th in blocks (137) and 7th for career rebounds (644)
25	Demeara Hinds	Wake Forest	9.3 ppg; Played in 107 games (61 starts) in four seasons at Wake Forest
31	Morgan Lee	Marist	12.6 ppg, 7.7 rpg, 2.4 bpg; 2nd Team All-MAAC

## SHAWN POPPIE'S PROGRAM PRINCIPLES

### Family

When you put on the Paw, you join a family where people care, support, and share life together. We welcome players, coaches, and their loved ones into an environment where everyone belongs and grows as one.

### Energy

We bring energy every day by being on the court, showing moves, leading conversations, and modeling the effort we expect. Our staff doesn't just talk about it—we live it, and that passion fuels our program.

### Development

We develop players with an intentional plan that focuses on each individual while building the team as a whole. We stay hands-on and relational, making sure every young woman has the tools to become her best self.

## NORTH FLORIDA ALL-TIME SERIES

Overall	Clemson leads, 2-0
Home	Clemson leads 2-0
Away	-
Neutral Site	-
Shawn Poppie vs Opp.	First Meeting
Last Meeting	W, 84-72 (Nov. 24, 2021)
First Meeting	W, 48-44 (Dec. 1, 2013)
Current Streak	Clemson, W2

## MILESTONE TRACKER

Several players on the Tigers roster are within reach of personal, career & program milestones.

### Rachael Rose

1,781 pts (219 from 2,000)  
632 rbs (118 from 750)  
455 ast (45 from 500)  
200 stl (100 from 300)

### Raven Thompson

1,194 pts (306 from 1,500)  
588 rbs (162 from 750)

### Mia Moore

939 pts (61 from 1,000)  
511 rbs (239 from 750)  
200 ast (300 from 500)  
114 stl (186 from 300)

### Morgan Lee

609 pts (391 from 1,000)  
400 rbs (100 from 500)  
120 blk (180 from 300)

### Taylor Johnson-Matthews

677 pts (323 from 1,000)

### Hannah Kohn

618 pts (382 from 1,000)

### Demeara Hinds

658 pts (342 from 1,000)  
622 rbs (128 from 750)

### Hadley Periman

467 pts (533 from 1,000)  
714 rbs (36 from 750)  
149 blk (151 from 300)

## ACC/SEC CHALLENGE HISTORY

Overall	Clemson trails, 0-3
Home	Clemson trails, 0-1
Away	Clemson trails, 0-2
Shawn Poppie in Challenge	0-2
Current Streak	Clemson, L3
Conference Challenge Overall Record	SEC leads, 30-16

### ALL TIME RESULTS

Alabama 72, Clemson 48 (A) (Dec. 4, 2025)  
Florida 77, Clemson 64 (H) (Dec. 5, 2024)  
Auburn 83, Clemson 53 (A) (Nov. 30, 2023)

## TIGER CAREER TOTALS

Includes at Charleston So. Game (Dec. 17)

### Double-Digit Scoring Games

Name	2025-26	Total
Rusne Augustinaite	7	30*
Demeara Hinds	4	23*
Taylor Johnson-Matthews	5	31*
Hannah Kohn	4	27*
Morgan Lee	-	20*
Mia Moore	8	51*
Hadley Periman	-	15*
Rachael Rose	6	90*
Raven Thompson	2	59*

### 20 + Point Games (does not include 30+)

Name	2025-26	Total
Rusne Augustinaite	-	1*
Taylor Johnson-Matthews	1	9*
Morgan Lee	-	5*
Mia Moore	2	13*
Hadley Periman	-	1*
Rachael Rose	-	36*
Raven Thompson	-	13*

### 30 + Point Games

Name	2025-26	Total
Rusne Augustinaite	-	1*
Rachael Rose	-	4*

### 10 + Rebound Games

Name	2025-26	Total
Demeara Hinds	2	17*
Taylor Johnson-Matthews	-	1*
Morgan Lee	-	11*
Mia Moore	1	16*
Hadley Periman	2	19*
Rachael Rose	-	16*
Raven Thompson	-	11*

### Double-Double

Name	2025-26	Total
Demeara Hinds	1	5*
Taylor Johnson-Matthews	-	1*
Morgan Lee	-	6*
Mia Moore	3	16*
Hadley Periman	-	8*
Rachael Rose	-	16*
Raven Thompson	-	10*

### Triple-Double

Name	2025-26	Total
Rachael Rose	-	1*

### 5+ Assist Games

Name	2025-26	Total
Rusne Augustinaite	-	1*
Demeara Hinds	-	1*
Taylor Johnson-Matthews	-	1*
Mia Moore	7	10*
Hadley Periman	1	8*
Rachael Rose	1	48*
Raven Thompson	1	3*

### 3+ Block Games

Name	2025-26	Total
Demeara Hinds	-	8*
Taylor Johnson-Matthews	-	1*
Morgan Lee	-	23*
Hadley Periman	-	20*
Holland Harris	1	1

### 3+ Steal Games

Name	2025-26	Total
Demeara Hinds	-	8*
Taylor Johnson-Matthews	1	4*
Morgan Lee	-	1*
Mia Moore	2	17*
Hadley Periman	2	7*
Rachael Rose	2	32*
Raven Thompson	-	9*
Hannah Kohn	2	2

### Starts

Name	2025-26	Total	Consec.
Rusne Augustinaite	9	26*	9
Demeara Hinds	9	70*	-
Hannah Kohn	4	16	4
Morgan Lee	-	56*	-
Mia Moore	12	68*	14
Hadley Periman	5	77*	3
Rachael Rose	8	105*	-
Raven Thompson	7	81*	7
Taylor Johnson-Matthews	-	31*	-

\*includes games from previous school

## AP TOP-25

### AP Top 25

RK	TEAM	REC	PTS	TREND
1	UConn (23)	9-0	791	-
2	Texas (9)	10-0	777	-
3	South Carolina	9-1	726	-
4	UCLA	9-1	711	-
5	LSU	10-0	649	-
6	Michigan	8-1	642	-
7	Maryland	11-0	590	-
8	TCU	10-0	566	-
9	Oklahoma	9-1	553	-
10	Iowa State	10-0	505	-
11	Iowa	9-0	474	↑1
12	North Carolina	9-2	422	↓1
13	Baylor	9-1	392	↑1
14	Vanderbilt	9-0	369	↑1
15	Kentucky	10-1	332	↑2
16	USC	7-2	328	-
17	Ole Miss	8-1	292	↓4
18	Tennessee	6-2	257	↑1
19	Notre Dame	6-2	179	↓1
20	Washington	8-1	163	↑1
21	Ohio State	7-1	160	↑2
22	Louisville	8-3	154	-
23	Oklahoma State	10-1	130	↑1
24	Nebraska	9-0	74	↑2
25	Michigan State	8-1	72	↓5

Others receiving votes: Princeton 31, Texas Tech 24, Georgia 12, Alabama 11, NC State 8, Oregon 3, Illinois 1, West Virginia 1, Stanford 1

Dropped from rankings: West Virginia 25

## USA TODAY/WBCA COACHES POLL

### Coaches Poll

RK	TEAM	REC	PTS	TREND
1	UConn (28)	9-0	772	-
2	Texas (3)	10-0	747	-
3	South Carolina	9-1	701	-
4	UCLA	9-1	673	-
5	LSU	10-0	651	-
6	Maryland	11-0	604	-
7	TCU	10-0	576	-
8	Michigan	8-1	568	-
9	Oklahoma	9-1	546	-
10	Iowa State	10-0	484	↑1
11	North Carolina	9-2	438	↓1
12	Iowa	9-0	430	-
13	Vanderbilt	9-0	379	↑1
14	Baylor	9-1	353	↑1
15	Kentucky	10-1	331	↑1
16	Ole Miss	8-1	313	↓3
17	USC	7-2	288	↑1
18	Tennessee	6-2	272	↓1
19	Notre Dame	6-2	202	-
20	Louisville	8-3	146	↑1
21	Ohio State	7-1	127	↑3
22	Oklahoma State	10-1	116	↑1
23	Washington	8-1	102	↓1
24	Michigan State	8-1	87	↓4
25	Alabama	10-0	49	↑1

Others receiving votes: Nebraska 41, Texas Tech 22, Princeton 11, Duke

## CLEMSON INDIVIDUAL

Scored 40+ points  
 Scored 35+ points  
 Scored 30+ points  
 Scored 25+ points  
**Scored 20+ points**  
 Consecutive 30-point games  
 Had 20+ rebounds  
 Had 15+ rebounds  
 Had 15+ assists  
**Had 10+ assists**  
 Made 15+ field goals  
 Made 10+ field goals  
 Made 10+ 3-point field goals  
 Made 9 3-point field goals  
 Made 8 3-point field goals  
 Made 7 3-point field goals  
 Made 6 3-point field goals  
 Made 15+ free throws  
 Made 10+ free throws  
 Had 15+ blocked shots  
 Had 10+ blocked shots  
 Had 5+ blocked shots  
 Recorded 9 steals  
 Recorded 6 steals  
**Recorded 5 steals**  
**Recorded a Double-Double**  
 Consecutive Double-Doubles  
  
 Three straight double-doubles  
 Triple-double

## CLEMSON TEAM

Scored 100+ points  
 Scored 90+ points  
 Had 60+ rebounds  
 Had 50+ rebounds  
 Made 40+ field goals  
 Made 35+ field goals  
**Made 30+ field goals**  
 Made 15+ 3-point field goals  
**Made 10+ 3-point field goals**  
 Made 30+ free throws  
 Made 25+ free throws  
**Made 20+ free throws**  
 Dished out 30+ assists  
 Dished out 25+ assists  
 Dished out 20+ assists  
 Recorded 30+ steals  
 Recorded 20+ steals  
 Recorded 15+ steals  
 10+ blocked shots  
 Seven players scored in double-figures  
 Six players scored in double-figures  
 Five players scored in double-figures  
**Four players scored in double figures**  
  
 Three players had 20+ points  
 Two players had 25+ points  
**Two players had 20+ points**  
**Two players had double-figure rebounds**  
 Three players had double-figure rebounds  
 Two players had double-doubles  
 Three players had double-doubles  
 Defeated a ranked team  
 Defeated a ranked team at home  
 Defeated a ranked team on the road

\* Program Record

% Research still in progress

Delicia Washington (40) vs Georgia Tech (OT), Feb. 13, 2022  
 Amari Robinson (35) vs. Georgia St., Dec. 16, 2023  
 Delicia Washington (33) at Syracuse, Mar. 2, 2022  
 Amari Robinson (29) vs. Tulsa, Nov. 25, 2023  
**Mia Moore (21) & Taylor Johnson-Matthews (21) vs. App St., Dec. 7, 2025**  
 -----%  
 Jackie Farmer (20) at Kansas St., Nov. 25, 1990  
 Tessa Miller (15) at Wake Forest, Dec. 15, 2024  
 Susan Fehling (15) vs. Wyoming, Dec. 17, 1984  
**Mia Moore (11) at Furman, Nov. 23, 2025**  
 Delicia Washington (16) vs Georgia Tech (OT), Feb. 13, 2022  
 Ruby Whitehorn (12) vs. Boston College, Mar. 6, 2024  
 -----%  
 -----%  
 Kendall Spray (8) at Notre Dame, Dec. 29, 2019  
 Kendall Spray (7) vs. Syracuse, Jan. 24, 2021  
 Hannah Kohn (6) at NC State, Dec. 29, 2024  
 -----%  
 Loyal McQueen (12) vs. Stanford (OT), Jan. 5, 2025  
 -----%  
 -----%  
 Anya Poole (5) at SMU, Feb. 16, 2025  
 Danielle Edwards (9) vs. SC State, Nov. 13, 2017  
 Dayshanette Harris (6) at Virginia Tech, Jan. 21, 2024  
**Mia Moore (5) vs. Pitt, Dec. 14, 2025**  
**Demeara Hinds (11 pts, 10 reb) vs. Michigan St. (Baha Mar), Nov. 30, 2025**  
 Delicia Washington (12 pts, 10 rbs) at LSU, Dec. 20, 2021 & (12 pts, 10 rbs) vs. Dayton, Dec. 21, 2021  
 -----%  
 Ito Umoreh (12 pts, 11 reb, 10 ast) vs. Wake Forest (Jan. 17, 1999)

102 vs. Longwood, Nov. 19, 2023  
 90 vs. UAB, Nov. 11, 2024  
 64 vs. Western Carolina, Nov. 30, 1994  
 59 vs. Jackson St., Nov. 4, 2024  
 40 vs. Longwood, Nov. 19, 2023  
 36 vs. Florida St., Jan. 21, 2021  
**30, at Charleston Southern, Dec. 17, 2025**  
 \*15 vs. N.C. State, Dec. 29, 2024  
**11 at Charleston Southern, Dec. 17, 2025**  
 30 vs. Virginia, Jan. 2, 2003  
 26 vs. Wake Forest, Jan. 28, 2024  
**21 vs. App St., Dec. 7, 2025**  
 33 vs. SC State, Dec. 29, 1994  
 29 vs. Longwood, Nov. 19, 2023  
 23 vs. Radford Dec. 8, 2024  
 --  
 22 vs. Maine, Nov. 9, 2007  
 18 vs. Pitt, Feb. 23, 2025  
 10 vs. Furman, Nov. 25, 2020  
 -----%  
 -----%  
 -----%  
**Rusne Augustinaite (18), Demeara Hinds (18), Hannah Kohn (17), & Rachael Rose (14) at Charleston Southern, Dec. 17, 2025**  
 -----%  
 Dayshanette Harris (26), Ruby Whitehorn (26) vs. Boston College, Mar. 6, 2024  
**Mia Moore (21) & Taylor Johnson-Matthews (20) vs. App St., Dec. 7, 2025**  
**Hadley Periman (10) & Mia Moore (10), vs. American, Nov. 13, 2025**  
 Quinyotta Pettaway (10), Shaniqua Pauldo (11), Lindsey Mason (10), at Furman, Nov. 28, 2011  
 Ruby Whitehorn (18 pts, 14 rbs) & Amari Robinson (12 pts, 13 rbs), at Florida St., Mar. 3, 2024  
 -----%  
 No. 19/19 Georgia Tech, W, 68-61, Feb. 13, 2025  
 No. 19/19 Georgia Tech, W, 68-61, Feb. 13, 2025  
 No. 22/18 at Florida St., W, 57-45, Jan. 13, 2019



# CLEMSON TEAM SEASON HIGHS

POINTS	78		at Charleston So. (12/17/2025)
	78		App State (12/07/2025)
	78		American (11/13/2025)
	77		vs Western Caro. (N) (11/28/2025)
	76		at Furman (11/23/2025)
	76		USC Upstate (11/03/2025)
FIELD GOALS MADE	30		at Charleston So. (12/17/2025)
	29		at Furman (11/23/2025)
	29		American (11/13/2025)
	29		USC Upstate (11/03/2025)
FIELD GOAL ATTEMPTS	65		vs Western Caro. (N) (11/28/2025)
	62		at Furman (11/23/2025)
FIELD GOAL PERCENTAGE	.543	(25-46)	App State (12/07/2025)
	.540	(27-50)	at Mercer (11/06/2025)
3 PT FG MADE	14		American (11/13/2025)
	11		at Charleston So. (12/17/2025)
3 PT FG ATTEMPTS	33		at South Carolina (11/11/2025)
	32		American (11/13/2025)
3 PT FG PERCENTAGE	.476	(10-21)	at Mercer (11/06/2025)
	.438	(14-32)	American (11/13/2025)
FREE THROWS MADE	21		App State (12/07/2025)
	17		vs Western Caro. (N) (11/28/2025)
FREE THROW ATTEMPTS	29		vs Western Caro. (N) (11/28/2025)
	23		App State (12/07/2025)
FREE THROW PERCENTAGE	1.000	(4-4)	at South Carolina (11/11/2025)
	.913	(21-23)	App State (12/07/2025)
REBOUNDS	47		Pittsburgh (12/14/2025)
	46		American (11/13/2025)
ASSISTS	19		at Furman (11/23/2025)
	17		at Charleston So. (12/17/2025)
	17		at Mercer (11/06/2025)
STEALS	12		at Furman (11/23/2025)
	12		USC Upstate (11/03/2025)
BLOCKED SHOTS	6		at Alabama (12/04/2025)
	5		USC Upstate (11/03/2025)
TURNOVERS	18		Louisville (11/16/2025)
	16		Pittsburgh (12/14/2025)
FOULS	22		vs Western Caro. (N) (11/28/2025)
	20		Louisville (11/16/2025)

# CLEMSON TEAM SEASON LOWS

<b>POINTS</b>	37		at South Carolina (11/11/2025)
	48		at Alabama (12/04/2025)
	54		Louisville (11/16/2025)
	64		vs Michigan St. (N) (11/30/2025)
	72		at Mercer (11/06/2025)
<b>FIELD GOALS MADE</b>	14		at South Carolina (11/11/2025)
	17		at Alabama (12/04/2025)
<b>FIELD GOAL ATTEMPTS</b>	46		App State (12/07/2025)
	48		Louisville (11/16/2025)
<b>FIELD GOAL PERCENTAGE</b>	.230	(14-61)	at South Carolina (11/11/2025)
	.315	(17-54)	at Alabama (12/04/2025)
<b>3 PT FG MADE</b>	4		Louisville (11/16/2025)
	5		at South Carolina (11/11/2025)
<b>3 PT FG ATTEMPTS</b>	15		Louisville (11/16/2025)
	17		App State (12/07/2025)
<b>3 PT FG PERCENTAGE</b>	.152	(5-33)	at South Carolina (11/11/2025)
	.261	(6-23)	at Alabama (12/04/2025)
<b>FREE THROWS MADE</b>	4		Louisville (11/16/2025)
	4		at South Carolina (11/11/2025)
<b>FREE THROW ATTEMPTS</b>	4		at South Carolina (11/11/2025)
	9		American (11/13/2025)
<b>FREE THROW PERCENTAGE</b>	.286	(4-14)	Louisville (11/16/2025)
	.467	(7-15)	at Charleston So. (12/17/2025)
<b>REBOUNDS</b>	26		Louisville (11/16/2025)
	27		App State (12/07/2025)
<b>ASSISTS</b>	7		Louisville (11/16/2025)
	9		at South Carolina (11/11/2025)
<b>STEALS</b>	3		at Alabama (12/04/2025)
	3		at Mercer (11/06/2025)
<b>BLOCKED SHOTS</b>	1		Pittsburgh (12/14/2025)
	1		vs Michigan St. (N) (11/30/2025)
	1		American (11/13/2025)
	1		at South Carolina (11/11/2025)
<b>TURNOVERS</b>	8		at Charleston So. (12/17/2025)
	9		vs Western Caro. (N) (11/28/2025)
	9		American (11/13/2025)
	9		USC Upstate (11/03/2025)
<b>FOULS</b>	9		at Charleston So. (12/17/2025)
	9		USC Upstate (11/03/2025)

# NCAA TEAM RANKING SUMMARY

Statistic	National Rank	Conference Rank	Value	National Leader	Value	Conference Leader	Value
Assist/Turnover Ratio (359 ranked)	50	7	1.11	Michigan St.	2.31	Louisville	1.36
Assists Per Game (359 ranked)	168	13	13.6	UConn	24.2	Virginia	18.3
Bench Points Per Game (359 ranked)	124	9	22.8	LSU	49.8	Louisville	35.5
Blocks Per Game (359 ranked)	221	15	2.8	Kentucky	8.2	Virginia	8.0
Field Goal Percentage (359 ranked)	90	8	43.5	LSU	55.6	Notre Dame	47.7
Field Goal Percentage Defense (359 ranked)	210	14	40.1	TCU	29.4	Wake Forest	32.7
Fouls Per Game (359 ranked)	73	8	15.2	Dartmouth	9.5	Pittsburgh	12.6
Free Throw Attempts Per Game (359 ranked)	266	15	15.17	FIU	28.75	Virginia Tech	21.17
Free Throw Percentage (359 ranked)	305	16	64.8	Penn	84.2	Stanford	81.6
Free Throws Made Per Game (359 ranked)	301	16	9.83	Murray St.	22.30	Virginia Tech	15.42
Rebound Margin (359 ranked)	55	7	7.6	LSU	23.3	Virginia	15.5
Rebounds (Defensive) Per Game (359 ranked)	151	12	25.9	Oklahoma	35.4	NC State	33.5
Rebounds (Offensive) Per Game (359 ranked)	259	17	10.8	LSU	20.0	Syracuse	19.3
Rebounds Per Game (359 ranked)	194	16	36.75	Oklahoma	50.83	NC State	48.64
Scoring Defense (359 ranked)	28	2	54.6	TCU	49.0	Wake Forest	54.0
Scoring Margin (359 ranked)	72	9	13.0	LSU	53.5	Louisville	24.1
Scoring Offense (359 ranked)	177	15	67.6	LSU	107.8	Notre Dame	82.7
Steals Per Game (359 ranked)	241	11	7.7	Utah Valley	18.3	Notre Dame	15.7
Three Point Attempts Per Game (359 ranked)	45	2	25.1	Tennessee	34.0	Florida St.	26.4
Three Point Percentage (359 ranked)	96	5	33.6	LSU	41.6	North Carolina	36.1
Three Point Percentage Defense (359 ranked)	322	17	34.1	Texas Tech	22.1	Louisville	25.1
Three Pointers Per Game (359 ranked)	42	3	8.4	Fairfield	13.0	North Carolina Florida St.	9.0 9.0
Turnover Margin (359 ranked)	129	7	2.17	Texas	14.92	Notre Dame	9.90
Turnovers Forced Per Game (359 ranked)	301	12	14.42	Utah Valley	29.40	Notre Dame	22.90
Turnovers Per Game (359 ranked)	16	2	12.3	Texas	9.8	Louisville	11.8
Winning Percentage (351 ranked)	110	9	66.7	12 teams tied	100.0	Syracuse	90.9

# NCAA INDIVIDUAL RANKING SUMMARY

Statistic	Player	National Rank	Conference Rank	Value	National Leader	Value	Conference Leader	Value
Assist/Turnover Ratio (250 ranked)	Mia Moore	38	3	2.55	Rori Harmon, Texas	5.37	Mackenzie Nelson, Virginia Tech	3.47
Assists (144 ranked)	Mia Moore	42	4	56	Rori Harmon, Texas Tonie Morgan, Kentucky	102 102	Athena Tomlinson, Boston College	76
Assists Per Game (250 ranked)	Mia Moore	62	6	4.7	Caroline Lau, Northwestern	9.5	Kymora Johnson, Virginia Mackenzie Nelson, Virginia Tech	6.0 6.0
Blocks (133 ranked)					Madison Francis, Mississippi St.	40	Uche Izoje, Syracuse	32
Blocks Per Game (204 ranked)	Hadley Periman	190	16	1.09	Julia Dalan, Portland	3.60	Uche Izoje, Syracuse	2.91
Double Doubles (34 ranked)					Raegan Beers, Oklahoma	9	Khamil Pierre, NC State Ra Shaya Kyle, Miami (FL)	7 7
Field Goal Attempts (148 ranked)					Liv McGill, Florida	231	Hannah Hidalgo, Notre Dame	194
Field Goal Percentage (250 ranked)					Gracie Merkle, Penn St.	74.2	Uche Izoje, Syracuse	60.6
Field Goals (148 ranked)					Audi Crooks, Iowa St.	122	Hannah Hidalgo, Notre Dame	90
Free Throw Attempts (149 ranked)					S'Mya Nichols, Kansas	104	Toby Fournier, Duke	74
Free Throw Percentage (246 ranked)					Aniah Alexis, Rice	100.0	Hannah Hidalgo, Notre Dame	87.3
Free Throws (139 ranked)					S'Mya Nichols, Kansas	87	Hannah Hidalgo, Notre Dame	55
Minutes Per Game (150 ranked)					Aliya Mclver, Rider	37.84	Taina Mair, Duke	34.07
Points (195 ranked)					Audi Crooks, Iowa St.	306	Hannah Hidalgo, Notre Dame	246
Points Per Game (246 ranked)					Audi Crooks, Iowa St.	27.8	Hannah Hidalgo, Notre Dame	24.6
Rebounds (145 ranked)					Khamil Pierre, NC State	143	Khamil Pierre, NC State	143
Rebounds (Defensive) Per Game (30 ranked)					Elise Jaeger, UNI	10.7	Khamil Pierre, NC State	8.5
Rebounds (Offensive) Per Game (29 ranked)					Rhema Collins, FIU	5.7	Khamil Pierre, NC State	4.5
Rebounds Per Game (249 ranked)					Khamil Pierre, NC State	13.0	Khamil Pierre, NC State	13.0
Steals (146 ranked)					Hannah Hidalgo, Notre Dame	54	Hannah Hidalgo, Notre Dame	54
Steals Per Game (246 ranked)					Hannah Hidalgo, Notre Dame	5.40	Hannah Hidalgo, Notre Dame	5.40
Three Point Attempts (146 ranked)	Rusne Augustinaite Hannah Kohn	78 123	4 9	73 67	Briana Rivera, Samford	129	Mary Carter, Wake Forest Kymora Johnson, Virginia	87 87
Three Point Percentage (211 ranked)	Rusne Augustinaite Hannah Kohn	39 145	1 6	45.2 35.8	Lara Langermann, UAlbany	57.1	Rusne Augustinaite, Clemson	45.2
Three Pointers (144 ranked)	Rusne Augustinaite Hannah Kohn	17 127	1 9	33 24	Briana Rivera, Samford	48	Rusne Augustinaite, Clemson	33
Three Pointers Per Game (250 ranked)	Rusne Augustinaite Hannah Kohn	41 176	1 9	2.75 2.00	Briana Rivera, Samford	3.69	Rusne Augustinaite, Clemson	2.75
Triple Doubles (2 ranked)					Olivia Miles, TCU	3	Indya Nivar, North Carolina Romil Levy, Virginia	1 1



# NOTES TO NOSH ON

## NO. 20/21 MICHIGAN ST. NOTABLES

Clemson held No. 20/21 Michigan St. to its lowest scoring game and lowest margin of victory this season (eight points) in a 72-64 loss in the 2025 Baha Mar Nassau Championship (Junkanoo Division) at the Baha Mar.

- At halftime (38-30), Clemson trailed Michigan St. by eight points, the closest an opponent has trailed the Spartans at the break this season.
- The Tigers held Michigan St. (99.9 PPG) to 72 points, their lowest scoring game of the 2025-26 season.
- Michigan St. won by eight points; the Spartans' average margin of victory is 51.4 ppg.

## TIGERS INK MONSTER SIGNING CLASS; HIGHEST EVER IN PROGRAM HISTORY

The incoming 2026 class is the highest-ranked signing class in program history and ranks third nationally (per 247 Sports) and sixth nationally (per ESPN).

Coach Poppie, who is in his second year at the helm, has signed six Top-100 recruits in two years. Prior to the Poppie Era at Clemson, the program has only had six Top-100 recruits in the previous 12 years.

The Class includes: Trinity Jones, Kimora Fields, Julia Scott, Meeyah Green, and Dyarri Braddick.

Trinity Jones: No. 9 Nationally - 247 Sports (97, Four Star) & No. 11 Nationally - ESPN SC Next 100 (96, Five Star).

Kimora Fields: No. 27 Nationally - ESPN SC Next 100 (95, Four Star) & No. 46 Nationally - 247 Sports (93, Four Star).

Julia Scott: No. 39 Nationally - ESPN SC Next 100 (94, Four Star) & No. 40 Nationally - 247 Sports (95, Four Star).

Meeyah Green: No. 63 Nationally - 247 Sports (91, Four Star). & No. 50 Nationally - SC Next 100 (94, Four Star).

Dyarri Braddick: Ranked as No. 108 Nationally - ESPN SC Next (Three Star).

## PUT IT INTO PERSPECTIVE

Coach Poppie, who is in his second year at the helm, has signed six Top-100 recruits in two years. Prior to the Poppie Era at Clemson, the program has only had six Top-100 recruits in the previous 12 years (2013-24).

**Clemson's Barbara Kennedy-Dixon Named To 2026 Women's Basketball Hall Of Fame Class**  
Barbara Kennedy-Dixon has been named to [The Women's Basketball Hall of Fame \(WBHOF\) Class of 2026](#), as a posthumous veteran honoree.

- Leads Clemson & ACC in Career Points (3,113) and scoring average (24.5).
- One of just eight players with at least 3,000 points and 1,000 rebounds since the NCAA started sponsoring women's sports in 1981-82 (Barbara's senior year); The other six players with 3,000 points and 1,000 rebounds include: Brittney Griner, Patricia Hoskins, Lorri Bauman, Elena Delle Donne, Maya Moore, Chamique Holdsclaw and Cheryl Miller.

- Two-time First-Team All-American (1981, 1982), Three-time First-Team All-ACC (1980, 1981, 1982), Second-Team All-ACC (1979), Two-time ACC Tournament MVP (1981, 1982), All-ACC Rookie Team (1979) at Clemson (1978-82).
- Jersey Number 42 retired by Clemson.

## Rachael Rose Named To Nancy Lieberman PGOTY Preseason Watch List

Senior guard Rachael Rose is 1-of-20 players (1-of-6 in the ACC) named to the 2026 Nancy Lieberman Point Guard of the Year Preseason watch list, announced by Hoophall & the WBCA. Rose did not earn a spot on the Preseason All-ACC Team.

The Nancy Lieberman Award recognizes the top point guard in women's NCAA Division I college basketball. To be considered for this prestigious award, candidates must exhibit the floor leadership, playmaking, and ball-handling skills of Class of 1996 Hall-of-Famer Nancy Lieberman.

## Record Attendance Increase

In the first year of the Shawn Poppie Era, Clemson women's basketball experienced a 91% Year-over-year home attendance growth, 9th nationally and 1st in the ACC.

The Tigers finished the 2024-25 season with the highest home attendance (36,408 fans) in program history since the 2001-02 season.

## Tigers Turning Heads

Last season the Tigers upset No. 19 Georgia Tech (W, 68-61, Feb. 13) and No. 20 Cal (W, 69-58, Jan. 2) in head coach Shawn Poppie's first season (2024-25) at Clemson, which marked the first time since 2022-23 and the third time since 2004 that Clemson defeated two or more ranked opponents in a season.

## Raining 3's

The 2024-25 squad set a new single-season program record with 228 3PTM last season.

The squad's 3PT average of 7.4 ranked 5th in the ACC last season.

Hannah Kohn hit 79 three-pointers in her first season in Clemson, one short of the program single-season mark (80) set by Kendall Spray in 2019-20.

## Offseason Staff Additions

Corey Fox (Special Assistant to the Head Coach) & Cayla King (Graduate Assistant) joined Shawn Poppie & Co. in the offseason.

Fox was most recently at Limestone, where he had served as the Head Women's Basketball Coach since 2004, and previously from 2001 to 2003 in the Men's Basketball staff. During his time with the Saints, he accumulated a 386-244 record, rebuilding the women's program and setting a school record of 34 wins in a season during 2014-15. He led the team to the program's first Sweet 16 in 2013, to the Elite Eight in 2014, and the Final Four in 2015. He coached nine consecutive winning seasons from 2009 to 2018 and led the Saints to seven consecutive conference

championships from 2012 to 2018.

King comes to Clemson with two seasons of professional basketball experience in Slovenia and Australia. King played five seasons at Virginia Tech, connecting her with Poppie. King was a four-year starter for the Hokies, where she saw four NCAA Tournament Runs and was a starter in the 2023 Final Four. She owns the program record for 3FG in a game with nine, and ranks second in career games played (154).

# HEAD COACH SHAWN POPPIE

2ND SEASON AT CLEMSON • 4TH YEAR OVERALL • LIMESTONE '07



### COACHING CAREER HIGHLIGHTS

- Upset No. 19 Georgia Tech and No. 20 Cal in first season (2024-25) at Clemson, which marked the first time since 2022-23 and the third time since 2004 that Clemson defeated two or more ranked opponents in a season.
- Named 8th Head Coach in Clemson Women's Basketball Program History on March, 26, 2024.
- 2 NCAA Tournament Appearances (Chattanooga, 2022-23 & 2023-24).
- Coached six players currently in the WNBA and 17 that are currently playing professionally.
- 2023 Spalding Maggie Dixon NCAA Division 1 Rookie Coach of the Year.
- 2023-24 SoCon Coach of the Year.
- Coached eight all-conference selections at Chattanooga.
- Coached nine All-ACC selections during his time as associate head coach at Virginia Tech.
- Coached Virginia Tech's first-ever All-American.

### PLAYING CAREER HIGHLIGHTS (LIMESTONE)

- Four-year starting guard at Limestone (DII) (2003-07).
- Inducted into Limestone's Hall of Fame in 2017.
- 2x Conference Carolinas All-Conference Second Team (2005-06, 2006-07)
- Conference Carolinas All-Tournament Team (2005-06)
- Was the program's all-time leader in assists (603) and steals (168).
- Finished his career with 1,247 points (3rd All-Time Limestone Program history).
- Logged four career triple-doubles.

### THE POPPIE FILE

#### COACHING CAREER

2024-Present	Clemson, Head Coach
2022-24	Chattanooga, Head Coach
2020-22	Virginia Tech, Assoc. Head Coach
2016-20	Virginia Tech, Assistant Coach
2013-16	Furman, Assistant Coach
2011-13	USC Upstate, Assistant Coach
2007-11	Limestone, Assistant Coach/Recruiting Coord.

#### PERSONAL

Born	April 7, 1985
Hometown	Crescent City, Illinois
College	Limestone, 2007
	Sports Management
Wife	Regina
Children	Kai, Kayden, & Cameron

### RANKED WINS AS THE HEAD HONCHO

Date	Opponent	Rank	Score
1/2/25	California (H)	20/23	W, 69-58
2/13/25	Georgia Tech (H)	19/19	W, 68-61

## POPPIES' CAREER STATISTICS

Year	TOTAL					3-PTS			REBOUNDS														
	G	GS	FG	FGA	Pct	3FG	3FGA	Pct	FT	FTA	Pct	O	D	Tot	Avg	PF	FO	A	TO	Blk	Stl	Pts	Avg
2003-04	29	28	97	207	.469	40	102	.392	42	57	.737	13	101	114	3.9	49	2	150	91	3	43	276	9.5
2004-05	29	29	74	171	.433	19	56	.339	88	106	.830	14	132	146	5.0	67	2	156	116	19	48	255	8.8
2005-06	29	28	124	268	.463	38	98	.388	71	104	.682	-	-	173	5.9	66	0	121	103	11	46	357	12.3
2006-07	26	25	110	255	.431	29	98	.296	110	155	.709	17	91	108	4.2	71	2	176	74	7	71	359	13.8
Total	113	110	405	901	.450	126	354	.356	311	422	.737	-	-	541	4.8	253	6	603	384	40	168	1,247	11.0

# POPPIE VS. ALL COMPETITION

TEAM	CHATTANOOGA		CLEMSON		TOTAL
	W	L	W	L	
ALABAMA	0	1	0	2	0-3
AMERICAN	0	0	1	0	1-0
APP STATE	0	0	1	0	1-0
AUSTIN PEAY	1	1	0	0	1-1
BELMONT	0	1	0	0	0-1
BOSTON COLLEGE	0	0	0	1	0-1
CAL	0	0	1	0	1-0
CHARLESTON SOUTHERN	0	0	1	0	1-0
COASTAL CAROLINA	0	1	0	0	0-1
DUKE	0	0	0	1	0-1
E. KENTUCKY	1	0			1-0
ETSU	5	0			5-0
FLORIDA	0	0	0	1	0-1
FLORIDA STATE	0	0	0	1	0-1
FURMAN	5	0	1	0	6-0
GEORGIA	0	0	0	1	0-1
GEORGIA TECH	0	0	1	1	1-1
GEORGIA STATE	1	0			1-0
HAWAII	0	0	1	0	1-0
JACKSON STATE	0	0	1	0	1-0
JACKSONVILLE STATE	0	1			0-1
KENT STATE	1	0			1-0
KENNESAW STATE	2	0	1	0	3-0
KING	2	0			2-0
LIPSCOMB	1	0			1-0
LOUISVILLE	0	0	0	3	0-3
MARSHALL	0	2			0-2
MERCER	5	0	1	0	6-0
MIAMI (FL)	0	0	1	0	1-0
MICHIGAN ST.	0	0	0	1	0-1
MISSISSIPPI STATE	1	0			1-0
MURRAY STATE	0	1			0-1
NC CENTRAL	1	0	1	0	2-0
NC STATE	0	1	0	1	0-2
N. ALABAMA	2	0			2-0
NORTH FLORIDA	0	0	0	0	0-0
N. KENTUCKY	1	0			1-0
NORTH CAROLINA	0	0	0	1	0-1
NOTRE DAME	0	0	0	1	0-1
OHIO	1	0			1-0
PITT	0	0	1	1	1-1
PRESBYTERIAN	0	0	1	0	1-0
RADFORD	0	0	1	0	1-0
RICHMOND	0	1			0-1
SAMFORD	3	1			3-1
SMU	0	0	1	0	1-0
SOUTH CAROLINA	0	0	0	2	0-2
SYRACUSE	0	0	0	1	0-1
STANFORD	0	0	2	0	2-0
TEMPLE	0	0	0	0	0-0
TENNESSEE	0	1			0-1
TENNESSEE STATE	1	0			1-0
TENNESSEE TECH	1	0			1-0
UAB	0	0	1	0	1-0
UL-MONROE	0	0	0	0	0-0
UNC ASHEVILLE	1	0			1-0
UNC GREENSBORO	3	2			3-2
USC UPSTATE	0	0	1	0	1-0
UVA WISE	1	0			1-0
VIRGINIA	0	0	0	1	0-1
VIRGINIA TECH	0	1	0	1	0-2
WAKE FOREST	0	0	1	0	1-0
W. CAROLINA	4	1	1	0	5-1
WOFFORD	3	2			3-2
YOUNG HARRIS	1	0			1-0
TOTALS	48	18	22	21	70-39

# CLEMSON COACHING STAFF



**CHRIS AYERS**  
**ASSOCIATE HEAD COACH**  
**SECOND SEASON AT CLEMSON • FAMU '08**  
*Hometown:* Tallahassee, Fla.  
*Coaching Experience*  
Assistant Coach, Godby High School (2008-17)  
Graduate Manager, Georgia Tech (2017-18)  
Assistant Coach, Ole Miss (2018-2024)  
Assistant Coach, Clemson (2024-Pres.)



**JON GOLDBERG**  
**DIRECTOR OF PLAYER DEVELOPMENT & RECRUITING/ASSISTANT COACH**  
**SECOND SEASON AT CLEMSON • EMERSON '14**  
*Hometown:* Stowe, Vt.  
*Coaching Experience*  
Assistant Coach, Chattanooga (2018-24)  
Assistant Coach, Clemson (2024-Pres.)



**SYDNI MEANS**  
**ASSISTANT COACH**  
**SECOND SEASON AT CLEMSON • MERCER '18**  
*Hometown:* Atlanta, Ga.  
*Coaching Experience*  
Assistant Coach, Mercer (2018-21)  
Assistant Coach, Tulsa (2021-24)  
Assistant Coach, Clemson (2024-Pres.)




**JAYDA WORTHY**  
**ASSISTANT COACH**  
**SECOND SEASON AT CLEMSON • RADFORD '18**  
*Hometown:* Toledo, Ohio  
*Coaching Experience*  
Assistant Coach, Radford (2020-22)  
Assistant Coach, Chattanooga (2022-24)  
Assistant Coach, Clemson (2024-Pres.)



**KATELYN GRISILLO**  
**ASSISTANT COACH**  
**SECOND SEASON AT CLEMSON • USC-AIKEN '16**  
*Hometown:* Charleston, S.C.  
*Coaching Experience*  
Graduate Assistant, Wingate (2016-18)  
Assistant Coach, Wingate (2018-22)  
Assistant Coach, Chattanooga (2022-24)  
Assistant Coach, Clemson (2024-Pres.)



**COREY FOX**  
**SPECIAL ASSISTANT TO THE HEAD COACH**  
**FIRST SEASON AT CLEMSON • LIMESTONE '01**  
*Hometown:* -----  
*Coaching Experience*  
Head Coach, Limestone (2004-25)  
Assistant Coach, Limestone (Men) (2001-03)  
Head Coach Record: 386-242  
Set school record of 34 wins in a season during 2014-15.  
Led Limestone to the program's first Sweet 16 in 2013, to the Elite Eight in 2014, and the Final Four in 2015.



# HOLLAND HARRIS

Guard • 6-1 • Freshman  
Orlando, Florida • Montverde Academy

# 0

- Grabbed a career-best 5 rebounds at Alabama (Dec. 4) in the ACC/SEC Challenge.
- Added a career-best 4 points in win against Western Carolina (Nov. 28) at the Baha Mar.
- Knocked down first career triple in win at Furman (Nov. 23).
- Saw 10 minutes of action with 4 rebounds and 1 block in collegiate debut in win against USC Upstate (Nov. 3).
- Ranked as a ★★☆☆ Four-star recruit by 24/7Sports, On3 and ESPN.
- No. 45 player in the nation and an overall grade of 94 by ESPN.
- Ranked the No. 50 player nationally by 24/7Sports and No. 51 by On3.

## FUN FACT

Brother, [Houston Mallette](#), plays basketball at Alabama.

## 2025-26 HARRIS' GAME-BY-GAME

Opponent	Date	GS	MIN	Total		3-Pointers		Free throws		Rebounds				PF	A	TO	BLK	STL	PTS	AVG
				FG-FGA	PCT	3FG-3FGA	PCT	FT-FTA	PCT	OFF	DEF	TOT	AVG							
USC Upstate	11/03/2025		09:59	0-5	.000	0-1	.000	0-0	.000	2	2	4	4.0	1	0	1	1	0	0	0.0
at South Carolina	11/11/2025		03:50	0-1	.000	0-0	.000	0-0	.000	0	0	0	2.0	0	0	0	0	0	0	0.0
American	11/13/2025		10:39	0-0	.000	0-0	.000	1-2	.500	2	2	4	2.7	1	0	1	0	0	1	0.3
at Furman	11/23/2025		10:45	1-4	.250	1-2	.500	0-2	.000	1	3	4	3.0	0	0	0	0	1	3	1.0
vs Western Caro.	11/28/2025		11:32	2-3	.667	0-0	.000	0-0	.000	2	0	2	2.8	2	0	0	1	0	4	1.6
vs Michigan St.	11/30/2025		00:05	0-0	.000	0-0	.000	0-0	.000	0	0	0	2.3	0	0	0	0	0	0	1.3
at Alabama	12/04/2025		11:26	1-1	1.000	0-0	.000	1-2	.500	2	3	5	2.7	1	0	1	3	0	3	1.6
Pittsburgh	12/14/2025		10:14	1-3	.333	0-1	.000	0-1	.000	2	0	2	2.6	1	0	2	0	0	2	1.6
at Charleston So.	12/17/2025		01:20	0-0	.000	0-0	.000	0-0	.000	0	0	0	2.3	0	0	0	0	0	0	1.4
<b>Totals</b>		<b>0</b>	<b>69:49</b>	<b>5-17</b>	<b>.294</b>	<b>1-4</b>	<b>.250</b>	<b>2-7</b>	<b>.286</b>	<b>11</b>	<b>10</b>	<b>21</b>	<b>2.3</b>	<b>6</b>	<b>0</b>	<b>5</b>	<b>5</b>	<b>1</b>	<b>13</b>	<b>1.4</b>

## Player Averages

Games Played	Minutes/game	Points/game	FG Pct	3FG Pct	FT Pct	Rebounds/game	Assists/game	Turnovers/game	Assist/Turnover ratio	Steals/game	Blocks/game
9	7.8	1.4	29.4	25.0	28.6	2.3	0.0	0.6	0.0	0.1	0.6

## HARRIS' CAREER STATISTICS

				Field Goals		3-Point		F-Throws		Rebounds				Scoring						
SEASON	TEAM	GP-GS	MIN/AVG	FG-FGA	FG%	3FG-3FGA	3FG%	FT-FTA	FT%	OFF	DEF	TOT	AVG	PF-FO	A	TO	BLK	STL	PTS	AVG
2025-26	CU	9-0	70/7.8	5-17	.294	1-4	.250	2-7	.286	11	10	21	2.3	6-0	0	5	5	1	13	1.4
<b>TOTAL</b>		<b>9-0</b>	<b>70/7.8</b>	<b>5-17</b>	<b>.294</b>	<b>1-4</b>	<b>.250</b>	<b>2-7</b>	<b>.286</b>	<b>11</b>	<b>10</b>	<b>21</b>	<b>2.3</b>	<b>6-0</b>	<b>0</b>	<b>5</b>	<b>5</b>	<b>1</b>	<b>13</b>	<b>1.4</b>

## Single Game Highs

Statistic	Value	
Points	4	vs Western Caro. 11/28/25
Rebounds	5	at Alabama 12/04/25
Steals	1	at Furman 11/23/25
Blocks	3	at Alabama 12/04/25
FG Made	2	vs Western Caro. 11/28/25
FG Attempts	5	vs USC Upstate 11/03/25
3FG Made	1	at Furman 11/23/25
3FG Attempts	2	at Furman 11/23/25
FT Made	1	vs American 11/13/25, at Alabama 12/04/25
FT Attempts	2	vs American 11/13/25, at Alabama 12/04/25, at Furman 11/23/25





# AMAIA JACKSON

Guard • 5-8 • Freshman  
Rochester, New York • Montverde Academy

- Added a career-best 6 points at Alabama (Dec. 4) in the ACC/SEC Challenge.
- Matched a career-best 3 points against American (Nov. 13) and Western Carolina (Nov. 28) at the Baha Mar.
- Ranked as a ★★★★★ Four-star recruit & 77th-ranked player of the 2029 recruiting class per BTN scouting.
- Played with fellow Clemson teammate Holland Harris at Montverde Academy.

## 2025-26 JACKSON'S GAME-BY-GAME

Opponent	Date	GS	MIN	Total		3-Pointers		Free throws		Rebounds				PF	A	TO	BLK	STL	PTS	AVG
				FG-FGA	PCT	3FG-3FGA	PCT	FT-FTA	PCT	OFF	DEF	TOT	AVG							
USC Upstate	11/03/2025		05:53	0-1	.000	0-1	.000	0-0	.000	0	0	0	0.0	1	0	0	0	0	0	0.0
American	11/13/2025		13:35	1-3	.333	1-3	.333	0-0	.000	1	1	2	1.0	0	2	0	0	0	3	1.5
vs Western Caro.	11/28/2025		05:12	0-2	.000	0-1	.000	3-4	.750	0	1	1	1.0	0	1	0	0	0	3	2.0
at Alabama	12/04/2025		13:51	2-4	.500	0-1	.000	2-2	1.000	0	0	0	0.8	1	0	0	0	0	6	3.0
Pittsburgh	12/14/2025		02:00	0-1	.000	0-1	.000	0-2	.000	0	0	0	0.6	0	0	0	0	0	0	2.4
at Charleston So.	12/17/2025		01:20	0-0	.000	0-0	.000	0-0	.000	0	1	1	0.7	0	1	0	0	0	0	2.0
<b>Totals</b>		<b>0</b>	<b>41:51</b>	<b>3-11</b>	<b>.273</b>	<b>1-7</b>	<b>.143</b>	<b>5-8</b>	<b>.625</b>	<b>1</b>	<b>3</b>	<b>4</b>	<b>0.7</b>	<b>2</b>	<b>4</b>	<b>0</b>	<b>0</b>	<b>0</b>	<b>12</b>	<b>2.0</b>

### Player Averages

Games Played	Minutes/game	Points/game	FG Pct	3FG Pct	FT Pct	Rebounds/game	Assists/game	Turnovers/game	Assist/Turnover ratio	Steals/game	Blocks/game
6	7.0	2.0	27.3	14.3	62.5	0.7	0.7	0.0	4.0	0.0	0.0

## JACKSON'S CAREER STATISTICS

				Field Goals		3-Point		F-Throws		Rebounds				Scoring	
SEASON	TEAM	GP-GS	MIN/AVG	FG-FGA	FG%	3FG-3FGA	3FG%	FT-FTA	FT%	OFF	DEF	TOT	AVG	PF-FO	A
2025-26	CU	6-0	42/7.0	3-11	.273	1-7	.143	5-8	.625	1	3	4	0.7	2-0	4
<b>TOTAL</b>		<b>6-0</b>	<b>42/7.0</b>	<b>3-11</b>	<b>.273</b>	<b>1-7</b>	<b>.143</b>	<b>5-8</b>	<b>.625</b>	<b>1</b>	<b>3</b>	<b>4</b>	<b>0.7</b>	<b>2-0</b>	<b>4</b>

### Single Game Highs

Statistic	Value
Points	6 at Alabama 12/04/25
Rebounds	2 vs American 11/13/25
Assists	2 vs American 11/13/25
FG Made	2 at Alabama 12/04/25
FG Attempts	4 at Alabama 12/04/25
3FG Made	1 vs American 11/13/25
3FG Attempts	3 vs American 11/13/25
FT Made	3 vs Western Caro. 11/28/25
FT Attempts	4 vs Western Caro. 11/28/25






# JA'KERRA BUTLER

Guard/Forward • 6-1 • Freshman  
Lawrenceville, Georgia • Hebron Christian

- 2024-25 Region 8-AA Player of the Year in Georgia.
- Holds Hebron girls basketball all-time scoring record with 1,833 career points.
- Averaged 17 points, 10 rebounds, and 3.3 blocked shots as Hebron Christian went 29-2, won the region championship and advanced to the state finals for the third straight year.
- Gwinnett Daily Post's 2025 Girls Co-Basketball Player of the Year.
- Averaged 14 points, 10 rebounds, 2.6 blocks, 2.5 steals during junior season.

## 2025-26 BUTLER'S GAME-BY-GAME

## BUTLER'S CAREER STATISTICS



# HANNAH KOHN

Guard • 5-9 • Junior  
Oviedo, Florida • Hagerty High School •  
Chattanooga

# 5

- Recorded 17 points, knocking down 5 3PM in win at Charleston Southern (Dec. 17), 5th game of the season hitting 3+ 3-pointers.
- Matched a season-best 13 points & grabbed a season-high 7 in the win against Pitt (Dec. 14).
- Led the Tigers with 10 points and 3 3PM at Alabama (Dec. 4) in the ACC/SEC Challenge.
- Added 9 points on 3 3PM in loss to No. 20/21 Michigan St. (Nov. 30) at the Baha Mar.
- Logged a career-best 4 steals in win at Furman (Nov. 23).
- Grabbed a career-best 3 steals against No. 22/21 Louisville (Nov. 16).
- Added 12 points 3 3PTM in road win at Mercer (Nov. 6).

### In The Record Book

In 2024-25, Kohn hit 79 3-pointers, the second-most in a single-season in Clemson history (Kendall Spray, 80).

### 2025-26 KOHN'S GAME-BY-GAME

Opponent	Date	GS	MIN	Total		3-Pointers		Free throws		Rebounds				PF	A	TO	BLK	STL	PTS	AVG
				FG-FGA	PCT	3FG-3FGA	PCT	FT-FTA	PCT	OFF	DEF	TOT	AVG							
USC Upstate	11/03/2025		23:41	2-6	.333	2-5	.400	0-0	.000	0	2	2	2.0	1	1	1	0	0	6	6.0
at Mercer	11/06/2025		19:34	4-7	.571	4-7	.571	1-2	.500	0	1	1	1.5	0	0	0	0	0	13	9.5
at South Carolina	11/11/2025		14:57	1-7	.143	1-7	.143	0-0	.000	0	0	0	1.0	1	0	1	0	0	3	7.3
American	11/13/2025		13:29	0-3	.000	0-3	.000	0-0	.000	0	1	1	1.0	0	1	0	0	0	0	5.5
Louisville	11/16/2025		13:24	0-0	.000	0-0	.000	0-0	.000	0	0	0	0.8	2	0	2	0	3	0	4.4
at Furman	11/23/2025		22:20	2-4	.500	2-4	.500	2-3	.667	0	0	0	0.7	2	1	1	0	4	8	5.0
vs Western Caro.	11/28/2025		21:09	0-6	.000	0-5	.000	0-0	.000	0	0	0	0.6	2	1	1	1	2	0	4.3
vs Michigan St.	11/30/2025		26:39	3-10	.300	3-10	.300	0-0	.000	0	0	0	0.5	2	2	0	0	0	9	4.9
at Alabama	12/04/2025	*	34:38	3-10	.300	3-8	.375	1-1	1.000	1	2	3	0.8	2	1	3	1	0	10	5.4
App State	12/07/2025	*	19:06	1-2	.500	1-2	.500	0-0	.000	0	3	3	1.0	2	0	3	0	0	3	5.2
Pittsburgh	12/14/2025	*	28:02	4-9	.444	3-8	.375	2-2	1.000	0	7	7	1.5	1	0	2	0	1	13	5.9
at Charleston So.	12/17/2025	*	27:05	5-8	.625	5-8	.625	2-3	.667	1	1	2	1.6	0	1	0	0	0	17	6.8
Totals		4	264:03	25-72	.347	24-67	.358	8-11	.727	2	17	19	1.6	15	8	14	2	10	82	6.8

### Player Averages

Games Played	Minutes/game	Points/game	FG Pct	3FG Pct	FT Pct	Rebounds/game	Assists/game	Turnovers/game	Assist/Turnover ratio	Steals/game	Blocks/game
12	22.0	6.8	34.7	35.8	72.7	1.6	0.7	1.2	0.6	0.8	0.2

### KOHN'S CAREER STATISTICS

SEASON	TEAM	GP-GS	MIN/AVG	Field Goals		3-Point		F-Throws		Rebounds				Scoring						
				FG-FGA	FG%	3FG-3FGA	3FG%	FT-FTA	FT%	OFF	DEF	TOT	AVG	PF-FO	A	TO	BLK	STL	PTS	AVG
2023-24	UTC	33-0	638/19.3	83-178	.466	68-147	.463	18-20	.900	5	38	43	1.3	47-0	15	22	3	10	252	7.6
2024-25	CU	31-12	829/26.7	89-251	.355	79-224	.353	27-31	.871	8	56	64	2.1	45-0	22	33	2	10	284	9.2
2025-26	CU	12-4	264/22.0	25-72	.347	24-67	.358	8-11	.727	2	17	19	1.6	15-0	8	14	2	10	82	6.8
TOTAL FOR CU		43-16	1093/25.4	114-323	.353	103-291	.354	35-42	.833	10	73	83	1.9	60-0	30	47	4	20	366	8.5
TOTAL		76-16	1730/22.8	197-501	.393	171-438	.390	53-62	.855	15	111	126	1.7	107-0	45	69	7	30	618	8.1

### Single Game Highs

Statistic	Value
Points	18 at NC State 12/29/24
Rebounds	7 vs Florida 12/05/24, vs Pittsburgh 12/14/25
Assists	3 vs Virginia 01/09/25
Steals	4 at Furman 11/23/25
Blocks	1 7 times
FG Made	6 4 times
FG Attempts	17 at Pittsburgh 02/23/25
3FG Made	6 at NC State 12/29/24
3FG Attempts	17 at Pittsburgh 02/23/25
FT Made	5 vs Notre Dame 01/12/25
FT Attempts	6 at Duke 02/06/25



# TAYLOR JOHNSON-MATTHEWS

Guard • 5-9 • Senior  
Cleveland, Ohio • Pearl River CC •  
DePaul

# 10

- Added a season-high 20 points in win against App St. (Dec. 7).
- Put up a season-best 14 points & matched a season-best 3 3PM in win against Western Carolina (Nov. 28) at the Baha Mar.
- Added 10 points in loss to No. 20/21 Michigan St. (Nov. 30) at the Baha Mar.
- Led the Tigers with 9 points at No. 2/2 South Carolina (Nov. 11).
- Collected 11 points in road victory at Mercer (Nov. 6).
- Put up 12 points and 3 steals in Clemson debut win against USC Upstate (Nov. 3).
- Transferred to Clemson from DePaul, after stops at Pearl City CC, and Wright State.

## 2025-26 MATTHEWS' GAME-BY-GAME

Opponent	Date	GS	MIN	Total		3-Pointers		Free throws		Rebounds				PF	A	TO	BLK	STL	PTS	AVG
				FG-FGA	PCT	3FG-3FGA	PCT	FT-FTA	PCT	OFF	DEF	TOT	AVG							
USC Upstate	11/03/2025	*	17:26	5-9	.556	0-2	.000	2-2	1.000	0	2	2	2.0	0	1	0	0	3	12	12.0
at Mercer	11/06/2025	*	18:09	4-6	.667	3-4	.750	0-0	.000	0	3	3	2.5	1	0	2	0	1	11	11.5
at South Carolina	11/11/2025	*	25:57	3-12	.250	1-6	.167	2-2	1.000	1	3	4	3.0	0	0	2	0	1	9	10.7
American	11/13/2025		17:11	2-9	.222	1-4	.250	0-0	.000	1	1	2	2.8	1	0	0	0	1	5	9.3
Louisville	11/16/2025		12:49	1-3	.333	0-1	.000	0-2	.000	0	0	0	2.2	0	0	1	0	0	2	7.8
at Furman	11/23/2025		13:26	3-5	.600	0-1	.000	1-2	.500	2	1	3	2.3	4	1	1	0	0	7	7.7
vs Western Caro.	11/28/2025		23:33	3-10	.300	3-6	.500	5-6	.833	0	5	5	2.7	0	0	0	0	1	14	8.6
vs Michigan St.	11/30/2025		13:10	5-9	.556	0-2	.000	0-0	.000	1	0	1	2.5	0	0	0	0	0	10	8.8
at Alabama	12/04/2025		10:51	2-7	.286	0-2	.000	1-2	.500	0	1	1	2.3	2	0	1	0	1	5	8.3
App State	12/07/2025		31:00	7-13	.538	1-3	.333	5-5	1.000	0	4	4	2.5	1	0	0	0	2	20	9.5
Pittsburgh	12/14/2025		17:43	2-7	.286	0-3	.000	0-0	.000	0	1	1	2.4	1	0	4	0	1	4	9.0
at Charleston So.	12/17/2025		06:43	0-0	.000	0-0	.000	0-0	.000	0	0	0	2.2	0	2	2	0	1	0	8.3
<b>Totals</b>		<b>3</b>	<b>207:59</b>	<b>37-90</b>	<b>.411</b>	<b>9-34</b>	<b>.265</b>	<b>16-21</b>	<b>.762</b>	<b>5</b>	<b>21</b>	<b>26</b>	<b>2.2</b>	<b>10</b>	<b>4</b>	<b>13</b>	<b>0</b>	<b>12</b>	<b>99</b>	<b>8.3</b>

### Player Averages

Games Played	Minutes/game	Points/game	FG Pct	3FG Pct	FT Pct	Rebounds/game	Assists/game	Turnovers/game	Assist/Turnover ratio	Steals/game	Blocks/game
12	17.3	8.3	41.1	26.5	76.2	2.2	0.3	1.1	0.3	1.0	0.0

## MATTHEWS' CAREER STATISTICS

SEASON	TEAM	GP-GS	MIN/AVG	Field Goals		3-Point		F-Throws		Rebounds				Scoring						
				FG-FGA	FG%	3FG-3FGA	3FG%	FT-FTA	FT%	OFF	DEF	TOT	AVG	PF-FO	A	TO	BLK	STL	PTS	AVG
2022-23	WSU	30-1	328/10.9	45-91	.495	0-12	.000	25-35	.714	26	49	75	2.5	61-1	15	20	6	21	115	3.8
2024-25	DePaul	32-31	1012/31.6	166-413	.402	52-143	.364	79-101	.782	27	75	102	3.2	70-0	48	88	20	31	463	14.5
2025-26	CU	12-3	208/17.3	37-90	.411	9-34	.265	16-21	.762	5	21	26	2.2	10-0	4	13	0	12	99	8.3
<b>TOTAL FOR CU</b>		<b>12-3</b>	<b>208/17.3</b>	<b>37-90</b>	<b>.411</b>	<b>9-34</b>	<b>.265</b>	<b>16-21</b>	<b>.762</b>	<b>5</b>	<b>21</b>	<b>26</b>	<b>2.2</b>	<b>10-0</b>	<b>4</b>	<b>13</b>	<b>0</b>	<b>12</b>	<b>99</b>	<b>8.3</b>
<b>TOTAL</b>		<b>74-35</b>	<b>1548/20.9</b>	<b>248-594</b>	<b>.418</b>	<b>61-189</b>	<b>.323</b>	<b>120-157</b>	<b>.764</b>	<b>58</b>	<b>145</b>	<b>203</b>	<b>2.7</b>	<b>141-1</b>	<b>67</b>	<b>121</b>	<b>26</b>	<b>64</b>	<b>677</b>	<b>9.1</b>

### Single Game Highs

Statistic	Value	
Points	26	vs Seton Hall 02/01/25, vs Creighton 02/23/25
Rebounds	10	vs Marquette 12/29/24
Assists	6	vs Marquette 12/29/24
Steals	4	at St. John's (NY) 01/07/25
Blocks	3	at Providence 02/06/25
FG Made	10	at St. John's (NY) 01/07/25
FG Attempts	21	at Xavier 01/02/25
3FG Made	5	vs Southern U. 12/17/24, at Xavier 01/02/25, vs Providence 01/12/25
3FG Attempts	10	at Xavier 01/02/25
FT Made	7	at Georgetown 02/09/25, vs Texas 11/17/24
FT Attempts	8	at Georgetown 02/09/25, vs Texas 11/17/24



# RUSNE AUGUSTINAITE

Guard/Forward • 6-0 • Junior  
Šiauliai, Lithuania • Montverde Academy •  
Georgia Tech

# 11

- Added 18 points & collected 4 3-pointers at Charleston Southern (Dec. 17), sixth game of the year with 3+ 3-pointers.
- Augustinaite (season-best 19 points) knocked down four 3-pointers against Pitt (Dec. 14), her fifth game of the year scoring 3-plus 3-pointers.
- Put up 17 points & season-best 5 3PM in loss to No. 20/21 Michigan St. (Nov. 30) at Baha Mar.
- Added 10 points in third straight double-figure scoring game of the year at Furman (Nov. 23).
- Augustinaite (17 points) logged her third double-figure outing of the year, while connecting on a perfect 3-for-3 3-pointers and 2-for-2 at the free-throw line vs. No. 22/21 Louisville (Nov. 16).

## 2025-26 AUGUSTINAITE'S GAME-BY-GAME

Opponent	Date	GS	MIN	Total		3-Pointers		Free throws		Rebounds				PF	A	TO	BLK	STL	PTS	AVG
				FG-FGA	PCT	3FG-3FGA	PCT	FT-FTA	PCT	OFF	DEF	TOT	AVG							
USC Upstate	11/03/2025		22:55	6-8	.750	4-6	.667	3-3	1.000	0	2	2	2.0	0	1	1	0	2	19	19.0
at Mercer	11/06/2025		29:51	2-8	.250	1-7	.143	1-2	.500	0	4	4	3.0	1	0	3	0	0	6	12.5
at South Carolina	11/11/2025		24:31	1-12	.083	1-8	.125	0-0	.000	0	4	4	3.3	0	2	0	0	0	3	9.3
American	11/13/2025	*	22:34	5-8	.625	4-6	.667	2-2	1.000	0	1	1	2.8	2	3	2	0	1	16	11.0
Louisville	11/16/2025	*	36:42	6-8	.750	3-3	1.000	2-2	1.000	0	3	3	2.8	4	0	2	0	0	17	12.2
at Furman	11/23/2025	*	21:13	4-8	.500	2-6	.333	0-0	.000	0	1	1	2.5	3	1	2	1	1	10	11.8
vs Western Caro.	11/28/2025	*	17:20	2-5	.400	2-3	.667	3-4	.750	0	2	2	2.4	1	0	0	1	0	9	11.4
vs Michigan St.	11/30/2025	*	33:50	6-16	.375	5-11	.455	0-0	.000	0	1	1	2.3	1	2	1	0	0	17	12.1
at Alabama	12/04/2025	*	21:30	2-5	.400	2-4	.500	0-0	.000	0	1	1	2.1	2	0	2	0	1	6	11.4
App State	12/07/2025	*	12:30	1-7	.143	1-4	.250	2-2	1.000	0	2	2	2.1	0	0	2	0	0	5	10.8
Pittsburgh	12/14/2025	*	19:33	6-10	.600	4-6	.667	3-3	1.000	0	2	2	2.1	3	1	0	0	0	19	11.5
at Charleston So.	12/17/2025	*	31:01	7-13	.538	4-9	.444	0-0	.000	2	3	5	2.3	0	3	0	0	0	18	12.1
<b>Totals</b>		<b>9</b>	<b>293:30</b>	<b>48-108</b>	<b>.444</b>	<b>33-73</b>	<b>.452</b>	<b>16-18</b>	<b>.889</b>	<b>2</b>	<b>26</b>	<b>28</b>	<b>2.3</b>	<b>17</b>	<b>13</b>	<b>15</b>	<b>2</b>	<b>5</b>	<b>145</b>	<b>12.1</b>

### Player Averages


Games Played	Minutes/game	Points/game	FG Pct	3FG Pct	FT Pct	Rebounds/game	Assists/game	Turnovers/game	Assist/Turnover ratio	Steals/game	Blocks/game
12	24.5	12.1	44.4	45.2	88.9	2.3	1.1	1.3	0.9	0.4	0.2

## AUGUSTINAITE'S CAREER STATISTICS

SEASON	TEAM	GP-GS	MIN/AVG	Field Goals		3-Point		F-Throws		Rebounds				Scoring						
				FG-FGA	FG%	3FG-3FGA	3FG%	FT-FTA	FT%	OFF	DEF	TOT	AVG	PF-FO	A	TO	BLK	STL	PTS	AVG
2023-24	GaTech	33-17	902/27.3	128-343	.373	71-201	.353	30-40	.750	10	97	107	3.2	49-0	43	49	5	9	357	10.8
2024-25	GaTech	26-0	301/11.6	51-144	.354	31-102	.304	3-4	.750	1	26	27	1.0	21-0	7	14	2	1	136	5.2
2025-26	CU	12-9	294/24.5	48-108	.444	33-73	.452	16-18	.889	2	26	28	2.3	17-0	13	15	2	5	145	12.1
<b>TOTAL FOR CU</b>		<b>12-9</b>	<b>294/24.5</b>	<b>48-108</b>	<b>.444</b>	<b>33-73</b>	<b>.452</b>	<b>16-18</b>	<b>.889</b>	<b>2</b>	<b>26</b>	<b>28</b>	<b>2.3</b>	<b>17-0</b>	<b>13</b>	<b>15</b>	<b>2</b>	<b>5</b>	<b>145</b>	<b>12.1</b>
<b>TOTAL</b>		<b>71-26</b>	<b>1497/21.1</b>	<b>227-595</b>	<b>.382</b>	<b>135-376</b>	<b>.359</b>	<b>49-62</b>	<b>.790</b>	<b>13</b>	<b>149</b>	<b>162</b>	<b>2.3</b>	<b>87-0</b>	<b>63</b>	<b>78</b>	<b>9</b>	<b>15</b>	<b>638</b>	<b>9.0</b>

### Single Game Highs

Statistic	Value	
Points	30	vs Florida 11/29/23
Rebounds	7	vs New Mexico 11/24/23, at Florida St. 12/29/23
Assists	5	vs Georgia St. 12/10/23
Steals	2	vs Boston College 01/21/24, vs USC Upstate 11/03/25
Blocks	2	vs Mercer 12/05/23
FG Made	10	vs Florida 11/29/23
FG Attempts	20	vs Florida 11/29/23
3FG Made	7	vs Rice 12/18/24
3FG Attempts	12	vs Wake Forest 02/25/24
FT Made	4	vs Florida 11/29/23, vs Louisville 02/22/24
FT Attempts	5	vs Florida 11/29/23



# MIA MOORE

Guard • 5-6 • Senior  
Alpharetta, Georgia • St. Francis •  
UAB • Mississippi State

# 12

- Dished out 5+ assists for the seventh time this season in win against Pitt (Dec. 14).
- Logged a season-high 21 points in win against App St. (Dec. 7).
- Led with 18 points in win against Western Carolina (Nov. 28) at the Baha Mar.
- Collected third double double of the season (13 points, career-best 11 assists) in win at Furman (Nov. 23).
- Moore (11 points, 5 assists) scored in double figures for the 4th time this season and dished out 4+ assists for the 3rd time this season against No. 22/21 Louisville (Nov. 16).



## 2025-26 MOORE'S GAME-BY-GAME

Opponent	Date	GS	MIN	Total		3-Pointers		Free throws		Rebounds				PF	A	TO	BLK	STL	PTS	AVG
				FG-FGA	PCT	3FG-3FGA	PCT	FT-FTA	PCT	OFF	DEF	TOT	AVG							
USC Upstate	11/03/2025	*	24:02	6-10	.600	1-4	.250	4-6	.667	1	3	4	4.0	1	3	0	0	2	17	17.0
at Mercer	11/06/2025	*	35:43	8-13	.615	1-2	.500	3-3	1.000	0	11	11	7.5	0	5	4	1	1	20	18.5
at South Carolina	11/11/2025	*	25:48	2-10	.200	1-3	.333	0-0	.000	0	4	4	6.3	1	0	1	0	0	5	14.0
American	11/13/2025	*	28:24	6-10	.600	3-4	.750	1-1	1.000	3	7	10	7.3	1	4	2	0	1	16	14.5
Louisville	11/16/2025	*	30:49	5-13	.385	0-4	.000	1-7	.143	0	8	8	7.4	5	5	3	0	1	11	13.8
at Furman	11/23/2025	*	35:53	5-13	.385	1-3	.333	2-4	.500	1	5	6	7.2	2	11	2	1	1	13	13.7
vs Western Caro.	11/28/2025	*	25:06	8-10	.800	1-2	.500	1-2	.500	1	4	5	6.9	3	6	2	0	5	18	14.3
vs Michigan St.	11/30/2025	*	30:53	1-7	.143	0-2	.000	3-4	.750	4	4	8	7.0	4	7	3	0	1	5	13.1
at Alabama	12/04/2025	*	24:12	0-7	.000	0-1	.000	0-0	.000	0	5	5	6.8	0	3	1	0	0	0	11.7
App State	12/07/2025	*	37:27	9-10	.900	1-1	1.000	2-4	.500	0	4	4	6.5	1	5	1	0	2	21	12.6
Pittsburgh	12/14/2025	*	30:13	4-9	.444	1-3	.333	2-5	.400	1	2	3	6.2	1	5	3	0	5	11	12.5
at Charleston So.	12/17/2025	*	28:07	1-5	.200	0-1	.000	0-0	.000	1	1	2	5.8	2	2	0	1	2	2	11.6
Totals		12	356:37	55-117	.470	10-30	.333	19-36	.528	12	58	70	5.8	21	56	22	3	21	139	11.6

## Player Averages

Games Played	Minutes/game	Points/game	FG Pct	3FG Pct	FT Pct	Rebounds/game	Assists/game	Turnovers/game	Assist/Turnover ratio	Steals/game	Blocks/game
12	29.7	11.6	47.0	33.3	52.8	5.8	4.7	1.8	2.5	1.8	0.3

## MOORE'S CAREER STATISTICS

SEASON	TEAM	GP-GS	MIN/AVG	Field Goals		3-Point		F-Throws		Rebounds				Scoring						
				FG-FGA	FG%	3FG-3FGA	3FG%	FT-FTA	FT%	OFF	DEF	TOT	AVG	PF-FO	A	TO	BLK	STL	PTS	AVG
2022-23	MS	4-0	10/2.5	0-0	.000	0-0	.000	3-4	.750	0	2	2	0.5	1-0	0	3	0	0	3	0.8
2023-24	UAB	31-31	1028/33.2	163-351	.464	22-59	.373	125-157	.796	85	189	274	8.8	68-1	89	73	1	48	473	15.3
2024-25	CU	30-25	795/26.5	122-299	.408	42-101	.416	38-54	.704	39	126	165	5.5	72-3	55	53	4	45	324	10.8
2025-26	CU	12-12	357/29.7	55-117	.470	10-30	.333	19-36	.528	12	58	70	5.8	21-1	56	22	3	21	139	11.6
<b>TOTAL FOR CU</b>		<b>42-37</b>	<b>1152/27.4</b>	<b>177-416</b>	<b>.425</b>	<b>52-131</b>	<b>.397</b>	<b>57-90</b>	<b>.633</b>	<b>51</b>	<b>184</b>	<b>235</b>	<b>5.6</b>	<b>93-4</b>	<b>111</b>	<b>75</b>	<b>7</b>	<b>66</b>	<b>463</b>	<b>11.0</b>
<b>TOTAL</b>		<b>77-68</b>	<b>2190/28.4</b>	<b>340-767</b>	<b>.443</b>	<b>74-190</b>	<b>.389</b>	<b>185-251</b>	<b>.737</b>	<b>136</b>	<b>375</b>	<b>511</b>	<b>6.6</b>	<b>162-5</b>	<b>200</b>	<b>151</b>	<b>8</b>	<b>114</b>	<b>939</b>	<b>12.2</b>

## Single Game Highs

Statistic	Value	
Points	27	vs Alabama A&M 11/06/23, vs Jacksonville St. 11/27/23
Rebounds	17	vs Memphis 01/03/24
Assists	11	at Furman 11/23/25
Steals	5	vs Syracuse 01/26/25, vs Western Caro. 11/28/25, vs Pittsburgh 12/14/25
Blocks	1	8 times
FG Made	11	vs Alabama A&M 11/06/23
FG Attempts	22	vs Jacksonville St. 11/27/23
3FG Made	4	vs Virginia Tech 03/02/25, vs Virginia 01/09/25, vs Stanford 03/05/25
3FG Attempts	10	vs Virginia 01/09/25
FT Made	12	vs South Carolina St. 12/12/23





# RACHAEL ROSE

Guard • 5-7 • Senior  
Scranton, Pennsylvania • Scranton Prep  
Wofford • USC Upstate

# 14

- Scored 14 point in win at Charleston Southern (Dec. 17).
- Added 12 points in win against Pitt (Dec. 14) & has shot 100% at the FT line in the last 3 straight games.
- Dished out a season-high 5 assists in win against App St. (Dec. 7).
- Added 13 points & matched a season-best 3 3PM in win against WCU (Nov. 28) at the Baha Mar.
- Knocked down a season-high 3 3PTM, 11 points, & 3 assists in win against American (Nov. 13).
- In her 99th Career Start, Rose scored a season-best 16 points in road win at Mercer (Nov. 6).



## 2025-26 ROSE'S GAME-BY-GAME

Opponent	Date	GS	MIN	Total		3-Pointers		Free throws		Rebounds				PF	A	TO	BLK	STL	PTS	AVG
				FG-FGA	PCT	3FG-3FGA	PCT	FT-FTA	PCT	OFF	DEF	TOT	AVG							
USC Upstate	11/03/2025	*	22:06	1-2	.500	0-1	.000	0-0	.000	0	0	0	0.0	1	3	1	0	0	2	2.0
at Mercer	11/06/2025	*	32:54	7-10	.700	1-1	1.000	1-2	.500	1	3	4	2.0	3	3	0	0	1	16	9.0
at South Carolina	11/11/2025	*	29:15	3-7	.429	0-4	.000	0-0	.000	0	1	1	1.7	2	1	0	0	0	6	8.0
American	11/13/2025	*	24:47	4-8	.500	3-7	.429	0-0	.000	2	0	2	1.8	3	3	0	0	2	11	8.8
Louisville	11/16/2025	*	22:37	1-5	.200	0-2	.000	0-0	.000	0	0	0	1.4	2	1	1	0	0	2	7.4
at Furman	11/23/2025	*	35:42	4-9	.444	2-4	.500	1-2	.500	1	3	4	1.8	2	4	3	0	3	11	8.0
vs Western Caro.	11/28/2025	*	28:49	5-11	.455	3-6	.500	0-0	.000	1	3	4	2.1	1	2	1	0	1	13	8.7
vs Michigan St.	11/30/2025	*	20:44	2-3	.667	0-1	.000	2-3	.667	0	2	2	2.1	3	0	2	0	3	6	8.4
at Alabama	12/04/2025		13:29	1-4	.250	0-2	.000	3-3	1.000	0	1	1	2.0	2	0	1	0	0	5	8.0
App State	12/07/2025		27:12	0-3	.000	0-1	.000	8-8	1.000	0	3	3	2.1	2	5	2	0	2	8	8.0
Pittsburgh	12/14/2025		20:29	4-6	.667	1-3	.333	3-3	1.000	1	2	3	2.2	2	2	2	0	2	12	8.4
at Charleston So.	12/17/2025		25:45	6-10	.600	1-4	.250	1-1	1.000	1	1	2	2.2	1	4	0	0	2	14	8.8
Totals		8	303:49	38-78	.487	11-36	.306	19-22	.864	7	19	26	2.2	24	28	13	0	16	106	8.8

## Player Averages

Games Played	Minutes/ game	Points/ game	FG Pct	3FG Pct	FT Pct	Rebounds/ game	Assists/ game	Turnovers/ game	Assist/Turnover ratio	Steals/ game	Blocks/ game
12	25.3	8.8	48.7	30.6	86.4	2.2	2.3	1.1	2.2	1.3	0.0

## ROSE'S CAREER STATISTICS

SEASON	TEAM	GP-GS	MIN/AVG	Field Goals		3-Point		F-Throws		Rebounds				Scoring						
				FG-FGA	FG%	3FG-3FGA	3FG%	FT-FTA	FT%	OFF	DEF	TOT	AVG	PF-FO	A	TO	BLK	STL	PTS	AVG
2021-22	USCU	29-29	997/34.4	130-238	.546	25-62	.403	95-116	.819	15	133	148	5.1	60-0	103	67	8	46	380	13.1
2022-23	WOF	32-32	1097/34.3	197-384	.513	45-109	.413	111-140	.793	45	137	182	5.7	53-0	133	66	2	64	550	17.2
2023-24	WOF	30-30	1076/35.9	237-470	.504	56-139	.403	140-161	.870	55	195	250	8.3	53-1	163	72	8	64	670	22.3
2024-25	WOF	6-6	172/28.7	27-69	.391	8-29	.276	13-16	.813	10	16	26	4.3	14-0	28	12	1	10	75	12.5
2025-26	CU	12-8	304/25.3	38-78	.487	11-36	.306	19-22	.864	7	19	26	2.2	24-0	28	13	0	16	106	8.8
<b>TOTAL FOR CU</b>		<b>12-8</b>	<b>304/25.3</b>	<b>38-78</b>	<b>.487</b>	<b>11-36</b>	<b>.306</b>	<b>19-22</b>	<b>.864</b>	<b>7</b>	<b>19</b>	<b>26</b>	<b>2.2</b>	<b>24-0</b>	<b>28</b>	<b>13</b>	<b>0</b>	<b>16</b>	<b>106</b>	<b>8.8</b>
<b>TOTAL</b>		<b>109-105</b>	<b>3645/33.4</b>	<b>629-1239</b>	<b>.508</b>	<b>145-375</b>	<b>.387</b>	<b>378-455</b>	<b>.831</b>	<b>132</b>	<b>500</b>	<b>632</b>	<b>5.8</b>	<b>204-1</b>	<b>455</b>	<b>230</b>	<b>19</b>	<b>200</b>	<b>1781</b>	<b>16.3</b>

## Single Game Highs

Statistic	Value	
Points	38	vs UNC Greensboro 03/08/24
Rebounds	16	vs Furman 01/20/24
Assists	11	vs Furman 01/20/24
Steals	7	at South Carolina St. 11/16/21, vs UNC Greensboro 03/03/23
Blocks	2	vs Furman 01/20/24
FG Made	15	vs UNC Greensboro 03/08/24
FG Attempts	31	vs UNC Greensboro 03/08/24
3FG Made	6	at Georgia 12/30/23
3FG Attempts	9	at High Point 11/17/23, at Furman 02/15/24
FT Made	14	vs Mercer 01/25/24
FT Attempts	14	vs Mercer 01/25/24





# MORGAN MILLER

Forward • 6-2 • Sophomore  
Andover, Minnesota • Andover

# 20

- Appeared in nine games as a reserve in 2024-25, totalling 15 minutes, scoring six points, grabbing six rebounds last season and hitting 4-5 from the free throw line.
- Scored her first career field goal at Boston College on (Feb. 2).
- Grabbed three rebounds in Clemson's 90-52 win over UAB (Nov. 25).

## 2025-26 MILLER'S GAME-BY-GAME

Opponent	Date	GS	MIN	Total		3-Pointers		Free throws		Rebounds				PF	A	TO	BLK	STL	PTS	AVG
				FG-FGA	PCT	3FG-3FGA	PCT	FT-FTA	PCT	OFF	DEF	TOT	AVG							
USC Upstate	11/03/2025		05:53	1-1	1.000	0-0	.000	1-2	.500	1	0	1	1.0	0	0	0	0	0	3	3.0
American	11/13/2025		04:05	0-0	.000	0-0	.000	0-0	.000	2	0	2	1.5	0	0	0	0	0	0	1.5
vs Western Caro.	11/28/2025		05:12	0-1	.000	0-1	.000	1-4	.250	1	1	2	1.7	2	0	0	0	0	1	1.3
Pittsburgh	12/14/2025		02:00	0-1	.000	0-0	.000	0-0	.000	1	1	2	1.8	0	0	0	0	0	0	1.0
at Charleston So.	12/17/2025		01:20	1-1	1.000	1-1	1.000	0-0	.000	0	1	1	1.6	0	0	1	0	0	3	1.4
<b>Totals</b>		<b>0</b>	<b>18:30</b>	<b>2-4</b>	<b>.500</b>	<b>1-2</b>	<b>.500</b>	<b>2-6</b>	<b>.333</b>	<b>5</b>	<b>3</b>	<b>8</b>	<b>1.6</b>	<b>2</b>	<b>0</b>	<b>1</b>	<b>0</b>	<b>0</b>	<b>7</b>	<b>1.4</b>

### Player Averages

Games Played	Minutes/game	Points/game	FG Pct	3FG Pct	FT Pct	Rebounds/game	Assists/game	Turnovers/game	Assist/Turnover ratio	Steals/game	Blocks/game
5	3.7	1.4	50.0	50.0	33.3	1.6	0.0	0.2	0.0	0.0	0.0

## MILLER'S CAREER STATISTICS

				Field Goals		3-Point		F-Throws		Rebounds				Scoring						
SEASON	TEAM	GP-GS	MIN/AVG	FG-FGA	FG%	3FG-3FGA	3FG%	FT-FTA	FT%	OFF	DEF	TOT	AVG	PF-FO	A	TO	BLK	STL	PTS	AVG
2024-25	CU	9-0	15/1.7	1-4	.250	0-0	.000	4-5	.800	3	3	6	0.7	3-0	0	4	1	0	6	0.7
2025-26	CU	5-0	18/3.7	2-4	.500	1-2	.500	2-6	.333	5	3	8	1.6	2-0	0	1	0	0	7	1.4
<b>TOTAL</b>		<b>14-0</b>	<b>34/2.4</b>	<b>3-8</b>	<b>.375</b>	<b>1-2</b>	<b>.500</b>	<b>6-11</b>	<b>.545</b>	<b>8</b>	<b>6</b>	<b>14</b>	<b>1.0</b>	<b>5-0</b>	<b>0</b>	<b>5</b>	<b>1</b>	<b>0</b>	<b>13</b>	<b>0.9</b>

### Single Game Highs

Statistic	Value	
Points	3	at Boston College 02/02/25, at Charleston So. 12/17/25, vs USC Upstate 11/03/25
Rebounds	3	vs UAB 11/25/24
Blocks	1	vs Stanford 03/05/25
FG Made	1	at Boston College 02/02/25, at Charleston So. 12/17/25, vs USC Upstate 11/03/25
FG Attempts	2	vs UAB 11/25/24
3FG Made	1	at Charleston So. 12/17/25
3FG Attempts	1	at Charleston So. 12/17/25, vs Western Caro. 11/28/25
FT Made	2	vs UAB 11/25/24
FT Attempts	4	vs Western Caro. 11/28/25



# HADLEY PERIMAN

Guard/Forward • 6-2 • Senior  
Tuttle, Oklahoma • Tuttle •  
Tulsa

# 21

- Matched a season-high 8 points and 2 3PM in win against App St. (Dec. 7).
- Has grabbed 8+ rebounds in four games this season.
- Matched a season-best 10 rebounds and added 8 points in win against American (Nov. 13).
- Logged a season-best 4 steals at No. 2/2 South Carolina (Nov. 11).
- Grabbed a season-high 10 boards in road win at Mercer (Nov. 6).
- Averaged 8.6 ppg, 8.9 rpg, 2.2 apg, 1.9 bpg in 33 minutes last season at Tulsa.

## 2025-26 PERIMAN'S GAME-BY-GAME

Opponent	Date	GS	MIN	Total		3-Pointers		Free throws		Rebounds				PF	A	TO	BLK	STL	PTS	AVG
				FG-FGA	PCT	3FG-3FGA	PCT	FT-FTA	PCT	OFF	DEF	TOT	AVG							
USC Upstate	11/03/2025		21:12	1-5	.200	1-4	.250	0-0	.000	2	2	4	4.0	0	1	0	2	1	3	3.0
at Mercer	11/06/2025		27:23	0-0	.000	0-0	.000	0-0	.000	4	6	10	7.0	5	3	2	1	0	0	1.5
at South Carolina	11/11/2025		35:07	1-5	.200	1-5	.200	0-0	.000	1	1	2	5.3	2	3	1	1	4	3	2.0
American	11/13/2025	*	19:03	2-2	1.000	2-2	1.000	2-2	1.000	1	9	10	6.5	0	1	0	1	0	8	3.5
Louisville	11/16/2025	*	34:26	2-6	.333	0-3	.000	0-0	.000	1	7	8	6.8	2	1	1	2	0	4	3.6
vs Western Caro.	11/28/2025		14:39	2-7	.286	0-2	.000	0-0	.000	2	5	7	6.8	2	1	1	0	1	4	3.7
vs Michigan St.	11/30/2025		18:44	0-1	.000	0-1	.000	2-2	1.000	1	3	4	6.4	2	0	1	0	0	2	3.4
at Alabama	12/04/2025		21:38	2-6	.333	0-3	.000	0-0	.000	3	5	8	6.6	1	3	0	1	0	4	3.5
App State	12/07/2025	*	31:16	3-6	.500	2-5	.400	0-0	.000	0	4	4	6.3	2	3	0	2	3	8	4.0
Pittsburgh	12/14/2025	*	23:47	1-4	.250	1-4	.250	0-0	.000	0	6	6	6.3	0	1	0	0	0	3	3.9
at Charleston So.	12/17/2025	*	22:34	1-7	.143	0-3	.000	0-1	.000	3	4	7	6.4	0	1	1	2	0	2	3.7
<b>Totals</b>		<b>5</b>	<b>269:49</b>	<b>15-49</b>	<b>.306</b>	<b>7-32</b>	<b>.219</b>	<b>4-5</b>	<b>.800</b>	<b>18</b>	<b>52</b>	<b>70</b>	<b>6.4</b>	<b>16</b>	<b>18</b>	<b>7</b>	<b>12</b>	<b>9</b>	<b>41</b>	<b>3.7</b>

### Player Averages

Games Played	Minutes/game	Points/game	FG Pct	3FG Pct	FT Pct	Rebounds/game	Assists/game	Turnovers/game	Assist/Turnover ratio	Steals/game	Blocks/game
11	24.5	3.7	30.6	21.9	80.0	6.4	1.6	0.6	2.6	0.8	1.1

## PERIMAN'S CAREER STATISTICS

SEASON	TEAM	GP-GS	MIN/AVG	Field Goals		3-Point		F-Throws		Rebounds				Scoring						
				FG-FGA	FG%	3FG-3FGA	3FG%	FT-FTA	FT%	OFF	DEF	TOT	AVG	PF-FO	A	TO	BLK	STL	PTS	AVG
2022-23	Tulsa	30-7	568/18.9	23-63	.365	6-16	.375	20-42	.476	40	96	136	4.5	52-2	39	37	28	10	72	2.4
2023-24	Tulsa	35-34	884/25.2	29-100	.290	11-39	.282	35-65	.538	73	178	251	7.2	76-1	57	47	53	18	104	3.0
2024-25	Tulsa	29-28	957/33.0	90-235	.383	38-110	.345	32-60	.533	60	197	257	8.9	54-0	65	74	56	39	250	8.6
2025-26	CU	11-5	270/24.5	15-49	.306	7-32	.219	4-5	.800	18	52	70	6.4	16-1	18	7	12	9	41	3.7
<b>TOTAL FOR CU</b>		<b>11-5</b>	<b>270/24.5</b>	<b>15-49</b>	<b>.306</b>	<b>7-32</b>	<b>.219</b>	<b>4-5</b>	<b>.800</b>	<b>18</b>	<b>52</b>	<b>70</b>	<b>6.4</b>	<b>16-1</b>	<b>18</b>	<b>7</b>	<b>12</b>	<b>9</b>	<b>41</b>	<b>3.7</b>
<b>TOTAL</b>		<b>105-74</b>	<b>2678/25.5</b>	<b>157-447</b>	<b>.351</b>	<b>62-197</b>	<b>.315</b>	<b>91-172</b>	<b>.529</b>	<b>191</b>	<b>523</b>	<b>714</b>	<b>6.8</b>	<b>198-4</b>	<b>179</b>	<b>165</b>	<b>149</b>	<b>76</b>	<b>467</b>	<b>4.4</b>

### Single Game Highs

Statistic	Value	
Points	20	vs Kansas City 12/15/24
Rebounds	17	vs Fla. Atlantic 01/15/25
Assists	9	at Memphis 03/01/25
Steals	5	at UAB 02/22/25
Blocks	6	at Rice 02/10/24
FG Made	8	vs Kansas City 12/15/24
FG Attempts	15	at Memphis 03/01/25
3FG Made	4	at Memphis 03/01/25
3FG Attempts	10	at Memphis 03/01/25
FT Made	5	vs North Texas 02/04/24
FT Attempts	8	vs North Texas 02/04/24



# DEMEARA HINDS

Forward • 6-3 • Graduate  
Douglasville, Georgia • Lithia Springs •  
Wake Forest

# 25

- Matched a career-high 18 points and 9 rebounds in win at Charleston Southern (Dec. 17).
- Recorded season-best 2 blocks in win versus App St. (Dec. 7).
- Logged 5th career double-double (11 pts, season-high 10 rebs) in loss to No. 20/21 Michigan St. (Nov. 30).
- Put up a season-best 16 points in win at Furman (Nov. 23).
- Recorded 10 points in win against American (Nov. 13).
- Put up 8 points and 8 rebounds in loss at No. 2/2 South Carolina (Nov. 11)
- Played in 111 games with 64 starts across four active seasons at Wake Forest.

## 2025-26 HINDS' GAME-BY-GAME

Opponent	Date	GS	MIN	Total		3-Pointers		Free throws		Rebounds				PF	A	TO	BLK	STL	PTS	AVG
				FG-FGA	PCT	3FG-3FGA	PCT	FT-FTA	PCT	OFF	DEF	TOT	AVG							
USC Upstate	11/03/2025	*	17:15	4-6	.667	0-0	.000	0-2	.000	3	2	5	5.0	1	0	4	0	2	8	8.0
at Mercer	11/06/2025	*	17:14	2-6	.333	0-0	.000	1-1	1.000	6	2	8	6.5	3	1	2	0	0	5	6.5
at South Carolina	11/11/2025	*	17:54	3-6	.500	0-0	.000	2-2	1.000	4	4	8	7.0	4	1	2	0	0	8	7.0
American	11/13/2025	*	19:33	5-10	.500	0-0	.000	0-2	.000	2	3	5	6.5	3	1	2	0	1	10	7.8
Louisville	11/16/2025	*	19:28	3-5	.600	0-0	.000	0-1	.000	4	1	5	6.2	3	0	5	0	1	6	7.4
at Furman	11/23/2025	*	18:32	7-9	.778	0-0	.000	2-3	.667	2	2	4	5.8	4	1	3	0	1	16	8.8
vs Western Caro.	11/28/2025	*	16:02	2-5	.400	0-0	.000	2-7	.286	3	2	5	5.7	3	1	2	0	0	6	8.4
vs Michigan St.	11/30/2025	*	27:56	5-9	.556	0-0	.000	1-2	.500	3	7	10	6.3	5	0	2	1	2	11	8.8
at Alabama	12/04/2025	*	21:14	1-5	.200	0-0	.000	0-0	.000	0	1	1	5.7	2	2	2	0	1	2	8.0
App State	12/07/2025		10:48	1-2	.500	0-0	.000	0-0	.000	0	0	0	5.1	2	0	2	2	1	2	7.4
Pittsburgh	12/14/2025		20:46	2-3	.667	0-0	.000	0-0	.000	6	3	9	5.5	2	1	1	1	1	4	7.1
at Charleston So.	12/17/2025		24:59	7-10	.700	0-0	.000	4-10	.400	4	5	9	5.8	3	1	2	0	1	18	8.0
Totals		9	231:41	42-76	.553	0-0	.000	12-30	.400	37	32	69	5.8	35	9	29	4	11	96	8.0

### Player Averages


Games Played	Minutes/game	Points/game	FG Pct	3FG Pct	FT Pct	Rebounds/game	Assists/game	Turnovers/game	Assist/Turnover ratio	Steals/game	Blocks/game
12	19.3	8.0	55.3	0.0	40.0	5.8	0.8	2.4	0.3	0.9	0.3

## HINDS' CAREER STATISTICS

SEASON	TEAM	GP-GS	MIN/AVG	FG-FGA	FG%	3FG-3FGA	3FG%	FT-FTA	FT%	OFF	DEF	TOT	AVG	PF-FO	A	TO	BLK	STL	PTS	AVG
2020-21	WF	16-0	80/5.0	5-13	.385	0-0	.000	1-6	.167	9	13	22	1.4	17-0	0	6	2	0	11	0.7
2021-22	WF	32-4	421/13.1	36-92	.391	0-1	.000	14-37	.378	73	75	148	4.6	76-2	15	40	16	24	86	2.7
2022-23	WF	34-31	734/21.6	86-173	.497	0-5	.000	23-59	.390	90	131	221	6.5	110-7	27	73	32	38	195	5.7
2024-25	WF	29-29	684/23.6	102-198	.515	0-2	.000	66-105	.629	60	102	162	5.6	95-5	35	76	17	39	270	9.3
2025-26	CU	12-9	232/19.3	42-76	.553	0-0	.000	12-30	.400	37	32	69	5.8	35-1	9	29	4	11	96	8.0
<b>TOTAL FOR CU</b>		<b>12-9</b>	<b>232/19.3</b>	<b>42-76</b>	<b>.553</b>	<b>0-0</b>	<b>.000</b>	<b>12-30</b>	<b>.400</b>	<b>37</b>	<b>32</b>	<b>69</b>	<b>5.8</b>	<b>35-1</b>	<b>9</b>	<b>29</b>	<b>4</b>	<b>11</b>	<b>96</b>	<b>8.0</b>
<b>TOTAL</b>		<b>123-73</b>	<b>2151/17.5</b>	<b>271-552</b>	<b>.491</b>	<b>0-8</b>	<b>.000</b>	<b>116-237</b>	<b>.489</b>	<b>269</b>	<b>353</b>	<b>622</b>	<b>5.1</b>	<b>333-15</b>	<b>86</b>	<b>224</b>	<b>71</b>	<b>112</b>	<b>658</b>	<b>5.3</b>

### Single Game Highs

Statistic	Value	
Points	18	at Florida St. 02/02/25, at Charleston So. 12/17/25, vs Alabama 11/23/22
Rebounds	13	at Florida St. 02/02/25
Assists	5	at North Carolina 01/23/25
Steals	5	at North Carolina 01/23/25
Blocks	4	vs Clemson 02/05/23
FG Made	9	at Florida St. 02/02/25
FG Attempts	15	at Florida St. 02/02/25
3FG Attempts	2	vs Georgia Tech 01/08/23
FT Made	7	at St. John's (NY) 12/08/24, at NC State 02/27/25
FT Attempts	12	at NC State 02/27/25



# MORGAN LEE

Center • 6-5 • Senior  
Kent, Connecticut • Kent School •  
Georgetown • Marist

# 31

- Named to the 2024-25 Second-Team All-MAAC.
- Ranked 12th nationally with 2.4 blocks per game in 2024-25.
- Led Marist in scoring (12.6 ppg), rebounding (7.7 rpg), and blocks (2.4 bpg) last season.
- Scored in double-figures 20 times, including 11 outings with 15 or more points.
- Recorded six double-doubles and had nine double-figure rebounding games.

## 2025-26 LEE'S GAME-BY-GAME

Opponent	Date	GS	MIN	Total		3-Pointers		Free throws		Rebounds				PF	A	TO	BLK	STL	PTS	AVG
				FG-FGA	PCT	3FG-3FGA	PCT	FT-FTA	PCT	OFF	DEF	TOT	AVG							
USC Upstate	11/03/2025		09:16	1-2	.500	0-0	.000	0-0	.000	0	3	3	3.0	3	0	1	2	0	2	2.0
at Mercer	11/06/2025		01:33	0-0	.000	0-0	.000	0-0	.000	0	1	1	2.0	1	0	1	0	0	0	1.0
at South Carolina	11/11/2025		02:27	0-0	.000	0-0	.000	0-0	.000	0	0	0	1.3	2	0	0	0	0	0	0.7
American	11/13/2025		10:02	1-4	.250	0-2	.000	0-0	.000	0	2	2	1.5	1	0	0	0	0	2	1.0
at Furman	11/23/2025		21:28	2-6	.333	0-2	.000	0-0	.000	3	3	6	2.4	0	0	0	2	0	4	1.6
vs Western Caro.	11/28/2025		11:03	0-2	.000	0-0	.000	2-2	1.000	2	2	4	2.7	2	2	1	1	1	2	1.7
at Alabama	12/04/2025		04:56	0-2	.000	0-1	.000	0-0	.000	0	1	1	2.4	1	0	0	1	0	0	1.4
Pittsburgh	12/14/2025		03:39	0-1	.000	0-1	.000	0-0	.000	0	0	0	2.1	1	0	0	0	1	0	1.3
at Charleston So.	12/17/2025		01:20	0-0	.000	0-0	.000	0-0	.000	0	0	0	1.9	0	0	0	0	0	0	1.1
<b>Totals</b>		<b>0</b>	<b>65:44</b>	<b>4-17</b>	<b>.235</b>	<b>0-6</b>	<b>.000</b>	<b>2-2</b>	<b>1.000</b>	<b>5</b>	<b>12</b>	<b>17</b>	<b>1.9</b>	<b>11</b>	<b>2</b>	<b>3</b>	<b>6</b>	<b>2</b>	<b>10</b>	<b>1.1</b>

## Player Averages


Games Played	Minutes/ game	Points/ game	FG Pct	3FG Pct	FT Pct	Rebounds/ game	Assists/ game	Turnovers/ game	Assist/Turnover ratio	Steals/ game	Blocks/ game
9	7.3	1.1	23.5	0.0	100.0	1.9	0.2	0.3	0.7	0.2	0.7

## LEE'S CAREER STATISTICS

SEASON	TEAM	GP-GS	MIN/AVG	FG-FGA	FG%	3FG-3FGA	3FG%	FT-FTA	FT%	OFF	DEF	TOT	AVG	PF-FO	A	TO	BLK	STL	PTS	AVG
2022-23	GTown	16-0	70/4.4	2-13	.154	0-3	.000	3-6	.500	6	6	12	0.8	4-0	2	5	3	0	7	0.4
2023-24	Marist	31-30	614/19.8	79-189	.418	19-53	.358	25-35	.714	33	100	133	4.3	44-0	24	57	38	9	202	6.5
2024-25	Marist	31-30	1003/32.3	143-337	.424	33-104	.317	71-93	.763	42	196	238	7.7	60-1	71	115	73	22	390	12.6
2025-26	CU	9-0	66/7.3	4-17	.235	0-6	.000	2-2	1.000	5	12	17	1.9	11-0	2	3	6	2	10	1.1
<b>TOTAL FOR CU</b>		<b>9-0</b>	<b>66/7.3</b>	<b>4-17</b>	<b>.235</b>	<b>0-6</b>	<b>.000</b>	<b>2-2</b>	<b>1.000</b>	<b>5</b>	<b>12</b>	<b>17</b>	<b>1.9</b>	<b>11-0</b>	<b>2</b>	<b>3</b>	<b>6</b>	<b>2</b>	<b>10</b>	<b>1.1</b>
<b>TOTAL</b>		<b>87-60</b>	<b>1752/20.1</b>	<b>228-556</b>	<b>.410</b>	<b>52-166</b>	<b>.313</b>	<b>101-136</b>	<b>.743</b>	<b>86</b>	<b>314</b>	<b>400</b>	<b>4.6</b>	<b>119-1</b>	<b>99</b>	<b>180</b>	<b>120</b>	<b>33</b>	<b>609</b>	<b>7.0</b>

## Single Game Highs

Statistic	Value	
Points	26	vs Siena 02/13/25
Rebounds	14	vs Niagara 01/23/25
Assists	4	6 times
Steals	3	vs Manhattan 12/21/24
Blocks	7	at Canisius 02/20/25
FG Made	10	vs Siena 02/13/25
FG Attempts	18	vs Merrimack 02/15/25
3FG Made	4	at Rider 01/18/25
3FG Attempts	8	vs North Dakota 12/01/24
FT Made	9	at Holy Cross 12/17/24
FT Attempts	10	at Holy Cross 12/17/24



# RAVEN THOMPSON

Forward • 5-10 • Senior  
Atlanta, Georgia • Langston Hughes •  
Chattanooga

# 32

- Shot 100% (3-3 FG, 1-1 3PT, & 4-4 FT) in win against App St. (Dec. 7).
- Added a season-best 12 points and season-high 5 FGM in loss to No. 22/21 Louisville (Nov. 16).
- Averaged 6.0 ppg and 3.4 rpg in 2024-25.
- Scored in double-figures six times, including 17 point outings in wins at Stanford (Jan. 1) and against Miami (Jan. 23) last season.

## 2025-26 THOMPSON'S GAME-BY-GAME

Opponent	Date	GS	MIN	Total		3-Pointers		Free throws		Rebounds				PF	A	TO	BLK	STL	PTS	AVG
				FG-FGA	PCT	3FG-3FGA	PCT	FT-FTA	PCT	OFF	DEF	TOT	AVG							
USC Upstate	11/03/2025	*	20:22	2-2	1.000	0-0	.000	0-0	.000	2	3	5	5.0	0	2	0	0	2	4	4.0
at Mercer	11/06/2025	*	17:39	0-0	.000	0-0	.000	1-2	.500	0	1	1	3.0	4	5	0	0	0	1	2.5
at South Carolina	11/11/2025	*	20:15	0-1	.000	0-0	.000	0-0	.000	0	3	3	3.0	2	2	1	0	0	0	1.7
American	11/13/2025		16:38	3-4	.750	0-1	.000	0-0	.000	1	3	4	3.3	2	1	1	0	0	6	2.8
Louisville	11/16/2025		29:45	5-8	.625	1-2	.500	1-2	.500	0	1	1	2.8	2	0	2	0	1	12	4.6
at Furman	11/23/2025	*	20:41	1-4	.250	0-1	.000	2-3	.667	2	4	6	3.3	0	0	2	0	1	4	4.5
vs Western Caro.	11/28/2025	*	20:23	1-3	.333	1-2	.500	0-0	.000	1	1	2	3.1	4	1	1	0	0	3	4.3
vs Michigan St.	11/30/2025	*	27:59	0-1	.000	0-0	.000	4-4	1.000	0	2	2	3.0	1	3	2	0	0	4	4.3
at Alabama	12/04/2025	*	22:15	3-3	1.000	1-1	1.000	0-0	.000	0	4	4	3.1	2	1	2	0	0	7	4.6
App State	12/07/2025	*	30:41	3-3	1.000	1-1	1.000	4-4	1.000	0	3	3	3.1	2	0	1	0	0	11	5.2
Pittsburgh	12/14/2025	*	21:34	2-6	.333	0-1	.000	1-1	1.000	1	3	4	3.2	1	4	1	0	0	5	5.2
at Charleston So.	12/17/2025	*	28:26	2-6	.333	0-1	.000	0-0	.000	0	2	2	3.1	3	2	2	0	1	4	5.1
Totals			10 276:37	22-41	.537	4-10	.400	13-16	.813	7	30	37	3.1	23	21	15	0	5	61	5.1

## Player Averages

Games Played	Minutes/game	Points/game	FG Pct	3FG Pct	FT Pct	Rebounds/game	Assists/game	Turnovers/game	Assist/Turnover ratio	Steals/game	Blocks/game
12	23.1	5.1	53.7	40.0	81.3	3.1	1.8	1.3	1.4	0.4	0.0

## THOMPSON'S CAREER STATISTICS

SEASON	TEAM	GP-GS	MIN/AVG	Field Goals		3-Point		F-Throws		Rebounds				Scoring						
				FG-FGA	FG%	3FG-3FGA	3FG%	FT-FTA	FT%	OFF	DEF	TOT	AVG	PF-FO	A	TO	BLK	STL	PTS	AVG
2022-23	UTC	33-33	978/29.6	164-317	.517	16-49	.327	149-183	.814	68	155	223	6.8	77-1	53	77	5	36	493	14.9
2023-24	UTC	32-30	947/29.6	152-338	.450	17-44	.386	134-168	.798	64	159	223	7.0	71-2	53	68	10	32	455	14.2
2024-25	CU	31-8	595/19.2	69-157	.439	16-52	.308	31-43	.721	28	77	105	3.4	47-0	36	25	3	13	185	6.0
2025-26	CU	12-10	277/23.1	22-41	.537	4-10	.400	13-16	.813	7	30	37	3.1	23-0	21	15	0	5	61	5.1
TOTAL FOR CU		43-18	872/20.3	91-198	.460	20-62	.323	44-59	.746	35	107	142	3.3	70-0	57	40	3	18	246	5.7
TOTAL		108-81	2797/25.9	407-853	.477	53-155	.342	327-410	.798	167	421	588	5.4	218-3	163	185	18	86	1194	11.1

## Single Game Highs

Statistic	Value	
Points	27	vs Richmond 12/21/23
Rebounds	16	vs King (TN) 11/26/22
Assists	5	vs ETSU 02/04/23, vs ETSU 03/03/23, at Mercer 11/06/25
Steals	4	vs Tennessee St. 11/16/22, vs Furman 03/02/23, vs Western Caro. 03/07/24
Blocks	2	vs Eastern Ky. 12/17/23, vs Virginia 01/09/25
FG Made	11	vs Richmond 12/21/23
FG Attempts	19	at Mercer 02/10/24, vs Richmond 12/21/23
3FG Made	3	at Austin Peay 11/10/23, vs Stanford 01/05/25
3FG Attempts	6	at Austin Peay 11/10/23, vs UNC Greensboro 02/24/24, at Wake Forest 12/15/24
FT Made	9	at Georgia St. 11/30/22, at ETSU 01/05/23
FT Attempts	12	at Georgia St. 11/30/22, at Western Caro. 01/27/24



# TV/RADIO BROADCAST SPOT CHART



**#0 HOLLAND HARRIS**  
G/F • 6-1 • Fr.  
Orlando, Fla.



**#1 AMAIA JACKSON**  
G • 5-8 • Fr.  
Rochester, N.Y.




**#2 JA'KERRA BUTLER**  
G/F • 6-1 • Fr.  
Lawrenceville, Ga.



**#5 HANNAH KOHN**  
G • 5-9 • Jr.  
Oviedo, Fla.



**#10 TAYLOR JOHNSON-MATTHEWS**  
G • 5-9 • Sr.  
Cleveland, Ohio



**#11 RUSNE AUGUSTINAITE**  
G/F • 6-0 • Jr.  
Šiauliai, Lithuania



**#12 MIA MOORE**  
G • 5-6 • Sr.  
Alpharetta, Ga.



**#14 RACHAEL ROSE**  
G • 5-7 • Sr.  
Scranton, Pa.




**#20 MORGAN MILLER**  
F • 6-2 • So.  
Andover, Minn.



**#21 HADLEY PERIMAN**  
G/F • 6-2 • Sr.  
Tuttle, Okla.



**#25 DEMEARA HINDS**  
F • 6-3 • Gr.  
Douglasville, Ga.



**#31 MORGAN LEE**  
C • 6-5 • Sr.  
Kent, Conn.



**#32 RAVEN THOMPSON**  
F • 5-10 • Sr.  
Atlanta, Ga.



**SHAWN POPPIE**  
Head Coach  
Limestone, '07 • 2nd season



# CLEMSON SEASON STATS

Record	Overall	Home	Away	Neutral	Team	1st	2nd	3rd	4th	OT	TOT
ALL GAMES	8-4	4-1	3-2	1-1	Clemson	201	194	220	196	0	811
CONFERENCE	1-1	1-1	0-0	0-0	Opponents	158	171	159	167	0	655
NON-CONFERENCE	7-3	3-0	3-2	1-1							

## Team Box Score

No.	Player				Total		3-Point		F-Throw		Rebounds													
		GP-GS	MIN	AVG	FG-FGA	FG%	3FG-3FGA	3FG%	FT-FTA	FT%	OFF	DEF	TOT	AVG	PF	DQ	A	TO	BLK	STL	PTS	AVG		
11	AUGUSTINAITE, Rusne	12-9	293:30	24.5	48-108	.444	33-73	.452	16-18	.889	2	26	28	2.3	17	0	13	15	2	5	145	12.1		
12	MOORE, Mia	12-12	356:37	29.7	55-117	.470	10-30	.333	19-36	.528	12	58	70	5.8	21	1	56	22	3	21	139	11.6		
14	ROSE, Rachael	12-8	303:49	25.3	38-78	.487	11-36	.306	19-22	.864	7	19	26	2.2	24	0	28	13	0	16	106	8.8		
10	JOHNSON-MATTHEWS, Taylor	12-3	207:59	17.3	37-90	.411	9-34	.265	16-21	.762	5	21	26	2.2	10	0	4	13	0	12	99	8.3		
25	HINDS, Demeara	12-9	231:41	19.3	42-76	.553	0-0	.000	12-30	.400	37	32	69	5.8	35	1	9	29	4	11	96	8.0		
5	KOHN, Hannah	12-4	264:03	22.0	25-72	.347	24-67	.358	8-11	.727	2	17	19	1.6	15	0	8	14	2	10	82	6.8		
32	THOMPSON, Raven	12-10	276:37	23.1	22-41	.537	4-10	.400	13-16	.813	7	30	37	3.1	23	0	21	15	0	5	61	5.1		
21	PERIMAN, Hadley	11-5	269:49	24.5	15-49	.306	7-32	.219	4-5	.800	18	52	70	6.4	16	1	18	7	12	9	41	3.7		
1	JACKSON, Amaia	6-0	41:51	7.0	3-11	.273	1-7	.143	5-8	.625	1	3	4	0.7	2	0	4	0	0	0	12	2.0		
0	HARRIS, Holland	9-0	69:49	7.8	5-17	.294	1-4	.250	2-7	.286	11	10	21	2.3	6	0	0	5	5	1	13	1.4		
20	MILLER, Morgan	5-0	18:30	3.7	2-4	.500	1-2	.500	2-6	.333	5	3	8	1.6	2	0	0	1	0	0	7	1.4		
31	LEE, Morgan	9-0	65:44	7.3	4-17	.235	0-6	.000	2-2	1.000	5	12	17	1.9	11	0	2	3	6	2	10	1.1		
Team											18	28	46					10						
Total		12	2400		296-680	.435	101-301	.336	118-182	.648	130	311	441	36.8	182	3	163	147	34	92	811	67.6		
Opponents		12	2400		246-614	.401	61-179	.341	102-148	.689	75	275	350	29.2	175	1	111	173	33	50	655	54.6		

## Team Statistics

	CU	OPP
<b>Scoring</b>	<b>811</b>	<b>655</b>
Points per game	67.6	54.6
Scoring margin	+13.0	-
<b>Field goals-att</b>	<b>296-680</b>	<b>246-614</b>
Field goal pct	.435	.401
<b>3 point fg-att</b>	<b>101-301</b>	<b>61-179</b>
3-point FG pct	.336	.341
3-pt FG made per game	8.4	5.1
<b>Free throws-att</b>	<b>118-182</b>	<b>102-148</b>
Free throw pct	.648	.689
F-Throws made per game	9.8	8.5
<b>Rebounds</b>	<b>441</b>	<b>350</b>
Rebounds per game	36.8	29.2
Rebounding margin	+7.6	-
<b>Assists</b>	<b>163</b>	<b>111</b>
Assists per game	13.6	9.3
<b>Turnovers</b>	<b>147</b>	<b>173</b>
Turnovers per game	12.3	14.4
Turnover margin	+2.2	-
Assist/turnover ratio	1.1	0.6
<b>Steals</b>	<b>92</b>	<b>50</b>
Steals per game	7.7	4.2
<b>Blocks</b>	<b>34</b>	<b>33</b>
Blocks per game	2.8	2.8
<b>Winning streak</b>	<b>3</b>	<b>-</b>
Home win streak	2	-
<b>Attendance</b>	<b>9488</b>	<b>20981</b>
Home games-Avg/Game	5-1898	5-4196
Neutral site-Avg/Game	-	2-252

## Team Results

Date	Opponent		Score	Att.
11/03/2025	USC Upstate	W	76-38	5839
11/06/2025	at Mercer	W	72-51	564
11/11/2025	at South Carolina	L	37-65	16623
11/13/2025	American	W	78-38	723
11/16/2025	Louisville	L	54-65	1004
11/23/2025	at Furman	W	76-58	879
11/28/2025	vs Western Caro.	W	77-44	247
11/30/2025	vs Michigan St.	L	64-72	257
12/04/2025	at Alabama	L	48-72	2525
12/07/2025	App State	W	78-59	862
12/14/2025	Pittsburgh	W	73-41	1060
12/17/2025	at Charleston So.	W	78-52	390

# CLEMSON SEASON/CAREER STATS

Player	Season Statistics										Career Statistics									
	GP-GS	MIN/G	FG%	3FG%	FT%	R/G	A/G	STL	BLK	PTS/G	GP-GS	MIN/G	FG%	3FG%	FT%	R/G	A/G	STL	BLK	PTS/G
AUGUSTINAITE, Rusne	12-9	24.5	.444	.452	.889	2.3	1.1	5	2	12.1	71-26	21.1	.382	.359	.790	2.3	0.9	15	9	9.0
HARRIS, Holland	9-0	7.8	.294	.250	.286	2.3	0.0	1	5	1.4	9-0	7.8	.294	.250	.286	2.3	0.0	1	5	1.4
HINDS, Demeara	12-9	19.3	.553	.000	.400	5.8	0.8	11	4	8.0	123-73	17.5	.491	.000	.489	5.1	0.7	112	71	5.3
JACKSON, Amaia	6-0	7.0	.273	.143	.625	0.7	0.7	0	0	2.0	6-0	7.0	.273	.143	.625	0.7	0.7	0	0	2.0
JOHNSON-MATTHEWS, Taylor	12-3	17.3	.411	.265	.762	2.2	0.3	12	0	8.3	74-35	20.9	.418	.323	.764	2.7	0.9	64	26	9.1
KOHN, Hannah	12-4	22.0	.347	.358	.727	1.6	0.7	10	2	6.8	76-16	22.8	.393	.390	.855	1.7	0.6	30	7	8.1
LEE, Morgan	9-0	7.3	.235	.000	1.000	1.9	0.2	2	6	1.1	87-60	20.1	.410	.313	.743	4.6	1.1	33	120	7.0
MILLER, Morgan	5-0	3.7	.500	.500	.333	1.6	0.0	0	0	1.4	14-0	2.4	.375	.500	.545	1.0	0.0	0	1	0.9
MOORE, Mia	12-12	29.7	.470	.333	.528	5.8	4.7	21	3	11.6	77-68	28.4	.443	.389	.737	6.6	2.6	114	8	12.2
PERIMAN, Hadley	11-5	24.5	.306	.219	.800	6.4	1.6	9	12	3.7	105-74	25.5	.351	.315	.529	6.8	1.7	76	149	4.4
ROSE, Rachael	12-8	25.3	.487	.306	.864	2.2	2.3	16	0	8.8	109-105	33.4	.508	.387	.831	5.8	4.2	200	19	16.3
THOMPSON, Raven	12-10	23.1	.537	.400	.813	3.1	1.8	5	0	5.1	108-81	25.9	.477	.342	.798	5.4	1.5	86	18	11.1

## Scoring

Player	Season Statistics									Career Statistics								
	FG-FGA	FG%	3FG-3FGA	3FG%	FT-FTA	FT%	PTS	PTS/G		FG-FGA	FG%	3FG-3FGA	3FG%	FT-FTA	FT%	PTS	PTS/G	
AUGUSTINAITE, Rusne	48-108	.444	33-73	.452	16-18	.889	145	12.1		227-595	.382	135-376	.359	49-62	.790	638	9.0	
HARRIS, Holland	5-17	.294	1-4	.250	2-7	.286	13	1.4		5-17	.294	1-4	.250	2-7	.286	13	1.4	
HINDS, Demeara	42-76	.553	0-0	.000	12-30	.400	96	8.0		271-552	.491	0-8	.000	116-237	.489	658	5.3	
JACKSON, Amaia	3-11	.273	1-7	.143	5-8	.625	12	2.0		3-11	.273	1-7	.143	5-8	.625	12	2.0	
JOHNSON-MATTHEWS, Taylor	37-90	.411	9-34	.265	16-21	.762	99	8.3		248-594	.418	61-189	.323	120-157	.764	677	9.1	
KOHN, Hannah	25-72	.347	24-67	.358	8-11	.727	82	6.8		197-501	.393	171-438	.390	53-62	.855	618	8.1	
LEE, Morgan	4-17	.235	0-6	.000	2-2	1.000	10	1.1		228-556	.410	52-166	.313	101-136	.743	609	7.0	
MILLER, Morgan	2-4	.500	1-2	.500	2-6	.333	7	1.4		3-8	.375	1-2	.500	6-11	.545	13	0.9	
MOORE, Mia	55-117	.470	10-30	.333	19-36	.528	139	11.6		340-767	.443	74-190	.389	185-251	.737	939	12.2	
PERIMAN, Hadley	15-49	.306	7-32	.219	4-5	.800	41	3.7		157-447	.351	62-197	.315	91-172	.529	467	4.4	
ROSE, Rachael	38-78	.487	11-36	.306	19-22	.864	106	8.8		629-1239	.508	145-375	.387	378-455	.831	1781	16.3	
THOMPSON, Raven	22-41	.537	4-10	.400	13-16	.813	61	5.1		407-853	.477	53-155	.342	327-410	.798	1194	11.1	

## Totals

Player	Season Statistics									Career Statistics								
	O-REB	D-REB	TOTAL	PF	FO	A	TO	A/TO		O-REB	D-REB	TOTAL	PF	FO	A	TO	A/TO	
AUGUSTINAITE, Rusne	2	26	28	17	0	13	15	0.9		13	149	162	87	0	63	78	0.8	
HARRIS, Holland	11	10	21	6	0	0	5	0.0		11	10	21	6	0	0	5	0.0	
HINDS, Demeara	37	32	69	35	1	9	29	0.3		269	353	622	333	15	86	224	0.4	
JACKSON, Amaia	1	3	4	2	0	4	0	0.0		1	3	4	2	0	4	0	0.0	
JOHNSON-MATTHEWS, Taylor	5	21	26	10	0	4	13	0.3		58	145	203	141	1	67	121	0.6	
KOHN, Hannah	2	17	19	15	0	8	14	0.6		15	111	126	107	0	45	69	0.7	
LEE, Morgan	5	12	17	11	0	2	3	0.7		86	314	400	119	1	99	180	0.6	
MILLER, Morgan	5	3	8	2	0	0	1	0.0		8	6	14	5	0	0	5	0.0	
MOORE, Mia	12	58	70	21	1	56	22	2.5		136	375	511	162	5	200	151	1.3	
PERIMAN, Hadley	18	52	70	16	1	18	7	2.6		191	523	714	198	4	179	165	1.1	
ROSE, Rachael	7	19	26	24	0	28	13	2.2		132	500	632	204	1	455	230	2.0	
THOMPSON, Raven	7	30	37	23	0	21	15	1.4		167	421	588	218	3	163	185	0.9	

# CLEMSON TEAM GAME-BY-GAME

				Total		3-Pointers		Free throws		Rebounds											
Opponent	Date	Score		FG-FGA	PCT	3FG-3FGA	PCT	FT-FTA	PCT	OFF	DEF	TOT	AVG	PF	A	TO	BLK	STL	PTS	AVG	
USC Upstate	11/03/2025	76-38	W	29-57	.509	8-24	.333	10-15	.667	11	25	36	36.0	9	12	9	5	12	76	76.0	
at Mercer	11/06/2025	72-51	W	27-50	.540	10-21	.476	8-12	.667	11	33	44	40.0	18	17	15	2	3	72	74.0	
at South Carolina	11/11/2025	37-65	L	14-61	.230	5-33	.152	4-4	1.000	10	21	31	37.0	14	9	10	1	5	37	61.7	
American	11/13/2025	78-38	W	29-61	.475	14-32	.438	6-9	.667	15	31	46	39.3	14	16	9	1	6	78	65.8	
Louisville	11/16/2025	54-65	L	23-48	.479	4-15	.267	4-14	.286	5	21	26	36.6	20	7	18	2	6	54	63.4	
at Furman	11/23/2025	76-58	W	29-62	.468	8-23	.348	10-19	.526	14	25	39	37.0	17	19	14	4	12	76	65.5	
vs Western Caro.	11/28/2025	77-44	W	25-65	.385	10-28	.357	17-29	.586	14	28	42	37.7	22	15	9	4	11	77	67.1	
vs Michigan St.	11/30/2025	64-72	L	22-56	.393	8-27	.296	12-15	.800	11	20	31	36.9	18	14	15	1	6	64	66.8	
at Alabama	12/04/2025	48-72	L	17-54	.315	6-23	.261	8-10	.800	8	25	33	36.4	16	10	13	6	3	48	64.7	
App State	12/07/2025	78-59	W	25-46	.543	7-17	.412	21-23	.913	2	25	27	35.5	12	13	11	4	10	78	66.0	
Pittsburgh	12/14/2025	73-41	W	26-60	.433	10-31	.323	11-17	.647	15	32	47	36.5	13	14	16	1	11	73	66.6	
at Charleston So.	12/17/2025	78-52	W	30-60	.500	11-27	.407	7-15	.467	14	25	39	36.8	9	17	8	3	7	78	67.6	
Total		811		296-680	.435	101-301	.336	118-182	.648	130	311	441	36.8	182	163	147	34	92	811	67.6	
Opponents		655		246-614	.401	61-179	.341	102-148	.689	75	275	350	29.2	175	111	173	33	50	655	54.6	

## Clemson Averages

Games Played	Points/game	FG Pct	3FG Pct	FT Pct	Rebounds/game	Assists/game	Turnovers/game	Assist/Turnover ratio	Steals/game	Blocks/game
12	67.6	43.5	33.6	64.8	36.8	13.6	12.3	1.1	7.7	2.8